






AVAILABLE PARTS FOR FETTE

FIND YOUR PRODUCT QUICKLY: **CTRL + F AND TYPE NUMBER**

PRODUCT NUMBER & OEM	DESCRIPTION	CATEGORY FETTE	VIEW
F-335	COLLECTOR RAIL - EU 1	1200	
3137335			
F-829	18MM FILL CAM - EU 1"	1200	
3114829			
F-55	16MM FILL CAM - EU1"/441	1200	
3114755			

IF YOU HAVE ANY QUESTION PLEASE CONTACT YOUR NATOLI REPRESENTATIVE.

PRODUCT NUMBER & OEM	DESCRIPTION	CATEGORY FETTE	VIEW
F-746	12 MM FILL CAM – EU-B	1200	
3114746			
F-191	11MM SLIDE IN BRONZE SEAL	1200	
3136191			
F-192	16MM SLIDE IN BRONZE SEAL	1200	
3136192			
F-93	25MM SLIDE IN BRONZE SEAL	1200	
3136193			
F-541	SEGMENT RIGHT STOPPER	2090	
3114541			

IF YOU HAVE ANY QUESTION PLEASE CONTACT YOUR NATOLI REPRESENTATIVE.

PRODUCT NUMBER & OEM	DESCRIPTION	CATEGORY FETTE	VIEW
F-370	SEGMENT CENTRAL STOPPER	2090	
3110370			
F-898	6 MM FILL CAM EU 19	2090	
3110898			
F-899	16 MM FILL CAM EU 19	2090	
3110899			
F-633	SLIDE- IN BRONZE SEAL 25MM	2090	
3128633			
F-33	SEGMENT LEFT STOPPER	2090	
3111033			






IF YOU HAVE ANY QUESTION PLEASE CONTACT YOUR NATOLI REPRESENTATIVE.

PRODUCT NUMBER & OEM	DESCRIPTION	CATEGORY FETTE	VIEW
F-140/P	SCRAPER - PEEK	2090	
F-364	FELT HOLDER/HEAD	2090	
3115364	LUBE DIA 19 FLAT CAMMS		
F-4421	8MM FILL CAM - EU 1"	2090	
3114421			
F-32	SLIDE-IN BRONZE SEAL - 16MM	2090	
3128632			
F-640	SCRAPER - TITANIUM	2090	
3114640			

IF YOU HAVE ANY QUESTION PLEASE CONTACT YOUR NATOLI REPRESENTATIVE.

PRODUCT NUMBER & OEM	DESCRIPTION	CATEGORY FETTE	VIEW
F21-431	UPPER LIFTING CAM- EU19	2100	
3101431			
F-809	14 MM FILL CAM - EU 19	2100	
3115809			
F-807	10 MM FILL CAM EU19	2100	
3114807			
F-221	WEAR PLATE FOR EJECTOR/FORCE MEASUREMENT, W/8 DEGREE BEVEL	2200	
3134221			
F-2950	DOSING LEDGE W/8 DEGREE FOR FORCE MEASUREMENT	2200	
9142950			

IF YOU HAVE ANY QUESTION PLEASE CONTACT YOUR NATOLI REPRESENTATIVE.

PRODUCT NUMBER & OEM	DESCRIPTION	CATEGORY FETTE	VIEW
F-061 <hr/> 3114061	FASTENING FOR GUIDE COLUMNS	3090	
F-580 <hr/> 3110580	DOSING LEDGE METERING INSERT	3090	
F-1463/T <hr/> 3131463	SLIDE- IN TITANIUM SEGMENT 16MM, OPEN	3090	
F-533 <hr/> 3109533	SILICON PLUG FOR TOP CAM	3090	
F-505 <hr/> 3752505	O-RING D=600 X 8 NBR 70 SHORE A - PUNCH RETAINER	3090	

IF YOU HAVE ANY QUESTION PLEASE CONTACT YOUR NATOLI REPRESENTATIVE.

PRODUCT NUMBER & OEM	DESCRIPTION	CATEGORY FETTE	VIEW
F-575 <hr/> 3114575	INTERMEDIATE PLATE, FILL-O- MATIC W/BENT	3090	
F-479 <hr/> 3123479	TABLET SCRAPER AIR REJECT	3090	
F-1462 <hr/> 3131462	11 MM CLOSED SLIDE IN SEAL	3090	
F-067 <hr/> 3132067	14MM FILL CAM EU 1"	3090	
F-466 <hr/> 3131466	SLIDE IN BRONZE SEGMENT - CLOSED 25MM	3090	






IF YOU HAVE ANY QUESTION PLEASE CONTACT YOUR NATOLI REPRESENTATIVE.

PRODUCT NUMBER & OEM	DESCRIPTION	CATEGORY FETTE	VIEW
F-549/1 <hr/> 3115549	PUNCH GUIDE SEAL 1" UNKEYED - FDA	3090	
F-930/A <hr/> 3500930	FEEDER PAN ASSEMBLY	3102	
F-37 <hr/> 9091537	WEAR PLATE FOR EJECTOR	3200	
F-202 <hr/> 3134202	STARTER PIECE FOR WEAR PLATE	3200	
F3-14/1	FILL - O - MATIC BOTTOM PLATE	P3000	



IF YOU HAVE ANY QUESTION PLEASE CONTACT YOUR NATOLI REPRESENTATIVE.

PRODUCT NUMBER & OEM	DESCRIPTION	CATEGORY FETTE	VIEW
F3-11	TAIL OVER DIE	P-3000, 3100	
45-23-011			
F-745	8 MM FILL CAM EU-B	1200 EU-B	
3114745			
F-59	SHIMS FOR EJECTOR PLATE	1200, 1200i	
3113959			
F-744	6 MM FILL CAM – EU 19	1200, 1200i	
3114744			
F-4823	6MM FILL CAM - EU 1"	1200, 1200i	
3114823			

IF YOU HAVE ANY QUESTION PLEASE CONTACT YOUR NATOLI REPRESENTATIVE.

PRODUCT NUMBER & OEM	DESCRIPTION	CATEGORY FETTE	VIEW
F-61 <hr/> 9178761	11 MM SLIDE IN SEAL - PEEK	1200,1200i	
F-464/1 <hr/> 3501464C	FILLING WHEEL - PLOW	1200, 2090, 3090	
F-426 <hr/> 3115426	LUBE FELT / HEAD IPT1"EU1 FLAT	1200, 2090, 3090	
F-612 <hr/> 3101612	LUBE FELT FOR PUNCH SHANK (WIPING FELT)	1200, 3090, 3200	
F-0405 <hr/> 3740405	TEFLON RING FOR PRESSURE STATION	1200, 2090, 2200	

IF YOU HAVE ANY QUESTION PLEASE CONTACT YOUR NATOLI REPRESENTATIVE.

PRODUCT NUMBER & OEM	DESCRIPTION	CATEGORY FETTE	VIEW
F-333 <hr/> 3137333	COLLECTOR RAIL WITH LEAD IN - EU 19	1200,1200i	
F-3900 <hr/> 3113900	BASE PLATE FOR EJECTOR	1200,1200i	
F-4836 <hr/> 3114836	HOLD DOWN LEDGE - EU 1	1200,1200i	
F-838 <hr/> 3114838	COLLECTOR RAIL - EU 1	1200,1200i	
F-96 <hr/> 3117696	COVER PLATE	1200,1200i	

IF YOU HAVE ANY QUESTION PLEASE CONTACT YOUR NATOLI REPRESENTATIVE.

PRODUCT NUMBER & OEM	DESCRIPTION	CATEGORY FETTE	VIEW
F-794 <hr/> 9178794	25MM SLIDE IN SEAL – PEEK	1200,1200i	
F-3723 <hr/> 3113723	TRANSITION CAM - MAIN COMPRESSION	1200,1220i	
F-2485 <hr/> 3112485	UPPER LOWERING CAM WITH HEAD LUBE – EU 19 – PLASTIC	1200,1220i	
F-406 <hr/> 3733406	PUNCH RESTRAINER 19	1200,i,1090,i	
F-66/1 <hr/> 3501466C	REVERSE DOSING WHEEL W/FLAT RODS - PLOW	1200,2090,3090	

IF YOU HAVE ANY QUESTION PLEASE CONTACT YOUR NATOLI REPRESENTATIVE.

PRODUCT NUMBER & OEM	DESCRIPTION	CATEGORY FETTE	VIEW
F-763	PUNCH HEAD FELT HOLDER	1200,2090,3090	
F-84	UPPER LOWERING CAM WITH HEAD LUBE - EU 1" - PLASTIC	1200i	
3112484			
F-825	UPPER LOWERING CAM WITH HEAD LUBE - EU1 - 441 - PLASTIC	1200i	
3118825			
F-06/1	DWELL CAM FOR PUNCH REMOVAL- EU 19 -PLASTIC	1200i	
33117707			
F-356	UPPER RAISING CAM - EU 1" - STEEL	1200i	
3118356			



IF YOU HAVE ANY QUESTION PLEASE CONTACT YOUR NATOLI REPRESENTATIVE.

PRODUCT NUMBER & OEM	DESCRIPTION	CATEGORY FETTE	VIEW
F-308 <hr/> 3109308	SLIDING SLEEVE FOR F-O-M	2090, 2090i, 2200	
F-759 <hr/> 2148759	SCRAPER A 10 X 18 X 8 / 5	2090, 2090i, 2200	
F-307 <hr/> 3109307	DRIVE SHAFT FOR F-O-M	2090, 2090i, 2200	
F-409 <hr/> 3110409	PULL DOWN LEDGE - EU 19	2090, 2200	
F-126 <hr/> 3112126C	FEEDER BASE PAN	2090, 2200	



IF YOU HAVE ANY QUESTION PLEASE CONTACT YOUR NATOLI REPRESENTATIVE.

PRODUCT NUMBER & OEM	DESCRIPTION	CATEGORY FETTE	VIEW
F-557 <hr/> 3110557	TRANSITION CAM-LOWER PRECOMP. ROLL	2090, 2200	
F-08 <hr/> 3117708	PLASTIC HOLDING LEDGE/PUNCH REMOVAL EU 1"	2090, 2200	
F-396 <hr/> 3118396	PLASTIC HOLDING LEDGE - SHANK LUBE EU 1"	2090, 2200	
F-444 <hr/> 3111444	12 MM FILL CAM EU 19	2090, 2200	
F-4636 <hr/> 3134636	SLIDE IN PEEK SEAL FOR STANDARD F-O- M TABLETS UP TO 25MM	2090, 2200	

IF YOU HAVE ANY QUESTION PLEASE CONTACT YOUR NATOLI REPRESENTATIVE.

PRODUCT NUMBER & OEM	DESCRIPTION	CATEGORY FETTE	VIEW
F-36/2/P	SLIDE-IN SEAL 25MM - PEEK	2090, 2200	
3127036			
F-35-14/T	SLIDE IN TITANIUM SEAL 14MM - OPEN	2090,2090i	
F-35/T	SLIDE IN TITANIUM SEAL 16MM - OPEN	2090,2090i	
F-34/T	SLIDE IN TITANIUM SEAL - 11MM - OPEN	2090,2090i	
F-086	LEAD PIECE – WEIGHT ADJUSTER	2090,2090I	
3134086			

IF YOU HAVE ANY QUESTION PLEASE CONTACT YOUR NATOLI REPRESENTATIVE.

PRODUCT NUMBER & OEM	DESCRIPTION	CATEGORY FETTE	VIEW
F-4486 <hr/> 3134486	SCRAPER	2090,2090I	
F-4634 <hr/> 3134634	SLIDE IN PEEK SEAL FOR STANDARD FOM TABLETS UP TO 11MM	2090,2090i	
F-35 <hr/> 3127035	SLIDE IN BRONZE SEAL FOR STANDARD F-O-M TABLETS UP TO 16MM	2090,2090i	
F-34 <hr/> 3127034	SLIDE IN BRONZE SEAL FOR STANDARD F-O-M TABLETS UP TO 11MM -	2090,2090i	
F-35/2/P	FEEDER INSERT 16MM - PEEK	2090,2090i	

IF YOU HAVE ANY QUESTION PLEASE CONTACT YOUR NATOLI REPRESENTATIVE.

PRODUCT NUMBER & OEM	DESCRIPTION	CATEGORY FETTE	VIEW
F-35/P	SLIDE-IN PEEK SEAL FOR STANDARD F-O-M, TABLES UP TO 16MM	2090, 2091i	
F-858 3110858	FILLING CAM - 8MM - EU 19	2090,2090i	
F-897 3110897	FILLING CAM- 14MM - EU 19	2090,2200,2090	
F-737 3117737	PULL DOWN CAM - PLASTIC - EU 19	2090,2200,2090i	
F-420 3114420	FILLING CAM 6MM EU 1	2090,2200,2090i	

IF YOU HAVE ANY QUESTION PLEASE CONTACT YOUR NATOLI REPRESENTATIVE.

PRODUCT NUMBER & OEM	DESCRIPTION	CATEGORY FETTE	VIEW
F-362/S	SCRAPER - STAINLESS	2090,2200,2090i	
F-900	18MM FILL CAM - EU 19	2090,2200,2200i	
3110900			
F-428	FILLING CAM - 22MM - EU 1	2090,2200,2200i	
3114428			
F-4408	FILLING CAM - 22MM - EU 19	2090,2200,2200i	
3114408			
F-967	TRANSITION CAM - MAIN COMPRESSION	2090,2200,3090	
3108967			


IF YOU HAVE ANY QUESTION PLEASE CONTACT YOUR NATOLI REPRESENTATIVE.

PRODUCT NUMBER & OEM	DESCRIPTION	CATEGORY FETTE	VIEW
F-362/P	SCRAPER - PEEK	2090,2200,i	
F-738	PULL DOWN CAM - PLASTIC - EU 1"	2090,2200,I	
3117738			
F-140	SCRAPER - BRONZE	2090,2200,i	
7008140			
F-254	FILLING CAM - 12MM -EU1-441	2090,2200,i	
3113254			
F-752	UPPER RAISING CAM - STEEL - EU 1"	2090, 2200	
3115752			

IF YOU HAVE ANY QUESTION PLEASE CONTACT YOUR NATOLI REPRESENTATIVE.

PRODUCT NUMBER & OEM	DESCRIPTION	CATEGORY FETTE	VIEW
F-374 <hr/> 3113374	LEAD PIECE – EJECTOR – 32 STATION	2090i	
F-989 <hr/> 3130989	GRIP LEDGE FOR DOSING EU - 19	2090i	
F-088 <hr/> 3133088	GRIP LEDGE FOR DOSING EU 19	2090i	
F-36 <hr/> 3127036	SLIDE-IN BRONZE SEAL – 25MM	2090i	
F-31 <hr/> 3128631	BRONZE INSERT/11MM/FE TTE 2090i	2090i	






IF YOU HAVE ANY QUESTION PLEASE CONTACT YOUR NATOLI REPRESENTATIVE.

PRODUCT NUMBER & OEM	DESCRIPTION	CATEGORY FETTE	VIEW
F-31/P	PEEK INSERT/11MM/FE TTE 2090i	2090i	
F-32/P	PEEK INSERT - 16MM	2090i	
F-989-EU1	GRIP LEDGE - EU 1	2090i	
F-2919 3132919	LUBE CAM - EU1- 441	2090i WIP	
F-920 3132920	LUBE CAM COVER EU1-441	2090i WIP	

IF YOU HAVE ANY QUESTION PLEASE CONTACT YOUR NATOLI REPRESENTATIVE.

PRODUCT NUMBER & OEM	DESCRIPTION	CATEGORY FETTE	VIEW
F-398 <hr/> 3134398	HOLD DOWN LEDGE W/DISC SPRINGS EU1"FOR EJECTOR	2090i, 2200i	
F-390 <hr/> 3118390	HEAD LUBE CAM - EU 19	2090-P, 2200	
F-637 <hr/> 3117637	PLASTIC PRESSURE LEDGE PRE/MAIN COMPR	2200, 2090	
F-361 <hr/> 3106361c	SCRAPER BAR – BRONZE	2200, 2090	
F-49 <hr/> 3114549	SHAFT - INNER PADDLE	2200, 3090	

IF YOU HAVE ANY QUESTION PLEASE CONTACT YOUR NATOLI REPRESENTATIVE.

PRODUCT NUMBER & OEM	DESCRIPTION	CATEGORY FETTE	VIEW
F-66 <hr/> 3501466C	REVERSE DOSING WHEEL W/FLAT RODS	2200, 3090	
F-79 <hr/> 3106979	TRANSPARENT LENS	2200, 3090	
F-609 <hr/> 3114609	SPUR GEAR - 20 TEETH	2200, 3090	
F-610 <hr/> 3114610	SPUR GEAR - 20 TEETH	2200, 3090	
F-48 <hr/> 3114548	SHAFT IDLER	2200, 3090	






IF YOU HAVE ANY QUESTION PLEASE CONTACT YOUR NATOLI REPRESENTATIVE.

PRODUCT NUMBER & OEM	DESCRIPTION	CATEGORY FETTE	VIEW
F-882	CAM	2200, 3090	
3110882			
F-647	GEAR LOWER SECTION	2200, 3090	
3115647			
F-614	FILLING CAM – 10MM – EU 19	2200,2090,I	
3110614			
F-705	PUNCH RESTRAINER 19	2200,i,2090,i	
3772705			
F-705/1	PUNCH RESTRAINER 1"	2200,i,2090,i	

IF YOU HAVE ANY QUESTION PLEASE CONTACT YOUR NATOLI REPRESENTATIVE.

PRODUCT NUMBER & OEM	DESCRIPTION	CATEGORY FETTE	VIEW
F-254-16	16MM FILL CAM EU 1 441	2200iC	
F-638	FILLING WHEEL WITH ROUND RODS	2200i	
3502638			
F-2639	DISTRIBUTOR WHEEL WITH ROUND RODS	2200i	
3502639			
F-003	WEAR PLATE - EJECTOR	3090, 3090i, 3200	
3109003			
F-563	6MM FILL CAM - EU 19	3090, 3090i, 3200	
3113563			

IF YOU HAVE ANY QUESTION PLEASE CONTACT YOUR NATOLI REPRESENTATIVE.

PRODUCT NUMBER & OEM	DESCRIPTION	CATEGORY FETTE	VIEW
F-950 <hr/> 2142950	SPRING WASHER DIN2090-B16	3090, 2090	
F-365 <hr/> 3115365	LUBE FELT FOR FLAT CAMS IPT19 ,EU19	3090, 2090	
F-465 <hr/> 3501465, 3501465C	METERING WHEEL W/FLAT RODS	3090, 2200	
F-464 <hr/> 3501464, 3501464C	FILLING WHEEL - BRONZE	3090, 2200	
F-957 <hr/> 3108957	RETAINING PIECE - HOLDING LEDGE - LONG	3090, 3090i	

IF YOU HAVE ANY QUESTION PLEASE CONTACT YOUR NATOLI REPRESENTATIVE.

PRODUCT NUMBER & OEM	DESCRIPTION	CATEGORY FETTE	VIEW
F-05 <hr/> 3781905	FEATHER KEY DIN6885	3090, 3090i	
F-350 <hr/> 31100350	SIGHT GLASS FOR HOPPER 152 X 52	3090, 3090i	
F-25 <hr/> 3114825	LUBE CAM COVER IPT 1"	3090, i	
F-968 <hr/> 3108968	TRANSITION CAM- PRECOMPRESSION	3090, 3090i, 3200	
F-940 <hr/> 3109940	TAIL OVER DIE	3090, 3090i, 3200	

IF YOU HAVE ANY QUESTION PLEASE CONTACT YOUR NATOLI REPRESENTATIVE.

PRODUCT NUMBER & OEM	DESCRIPTION	CATEGORY FETTE	VIEW
F-733 <hr/> 3109733	INSIDE GRIP LEDGE – IPT 19	3090, 3200	
F-1465/T	SLIDE IN TITANIUM SEGMENT 25MM, OPEN	3090, 3200	
F-586 <hr/> 3110586	LOWERING CAM – OUTSIDE – IPT 19	3090, 3200	
F-1465/P	SLIDE IN PEEK SEGMENT 25MM, OPEN	3090, 3200	
F-272/3	12MM FILL CAM - EU1-441 - 3 PC DESIGN	3090, 3200	

IF YOU HAVE ANY QUESTION PLEASE CONTACT YOUR NATOLI REPRESENTATIVE.

PRODUCT NUMBER & OEM	DESCRIPTION	CATEGORY FETTE	VIEW
F-025 <hr/> 3133025	LUBE CAM COVER IPT 1"	3090, i	
F-589 <hr/> 3100589	ROTOR BEARING	3090,3090i, 3200	
F-387 <hr/> 3108387	EJECTION / DOSING RAMP	3090,3200,2090	
F-077 <hr/> 3132077	20 MM FILL CAM - EU1441	3090,3200,i	
F-069 <hr/> 3132069	18MM FILL CAM – EU 1"	3090,3200,i	






IF YOU HAVE ANY QUESTION PLEASE CONTACT YOUR NATOLI REPRESENTATIVE.

PRODUCT NUMBER & OEM	DESCRIPTION	CATEGORY FETTE	VIEW
F-62	10 MM FILL CAM - EU 19	3090,3200,i	
3113562			
F-07	8 MM FILL CAM – EU 19	3090,i,3200	
3114007			
F-605	PUNCH RESTRAINER 19	3090,i,3200,i	
3752605			
F-065	10MM FILL CAM – EU 1	3090,3200,i	
3132065			
F39IS-LW	LOWER WEDGE - 3090i/S	3090i	






IF YOU HAVE ANY QUESTION PLEASE CONTACT YOUR NATOLI REPRESENTATIVE.

PRODUCT NUMBER & OEM	DESCRIPTION	CATEGORY FETTE	VIEW
F-30 <hr/> 3133030	PULL DOWN CAM	3090i	
F-29 <hr/> 3133029	GRIP LEDGE FOR DOSING	3090i	
F-89/WO <hr/> 3114089	Pressure rolls without bearings	3090i	
F-506 <hr/> 3796506	TUBULAR SPRING ELEMENT	3090i	
F-923 <hr/> 3111923	HOLD DOWN LEDGE - EU 1"	3090i	






IF YOU HAVE ANY QUESTION PLEASE CONTACT YOUR NATOLI REPRESENTATIVE.

PRODUCT NUMBER & OEM	DESCRIPTION	CATEGORY FETTE	VIEW
F-353	GUIDE PIECE	3090i	
9138353			
F-014	DOSING LEDGE METERING INSERT	3090i	
3131014			
F-141	SCRAPER - TITANIUM	3090i	
7008141			
F-28	WIPING FELT	3090i, 3200i	
3133028			
F-6487	OUTER SHANK FELT 66.3X26X5	3090I, 3200I	
3126487			






IF YOU HAVE ANY QUESTION PLEASE CONTACT YOUR NATOLI REPRESENTATIVE.

PRODUCT NUMBER & OEM	DESCRIPTION	CATEGORY FETTE	VIEW
F-446	UPPER RAISING CAM - STEEL - EU1/441 - ET5	3090i,3200i	
F-463	LUBE FELT FOR FLAT CAMS IPT 19 , EU 19	3090i,2090,WIP	
3119463			
F-803	FILL-O-MATIC BASE	3090i,2090i	
3128036			
F-026	LUBE FELT/HEAD IPT1"EU1"FLAT	3090i,2090i, WIP	
3133026			
F-40	SLIDE IN BRONZE SEAL (OPEN) 25MM	3090i,3200i	
3128640			

IF YOU HAVE ANY QUESTION PLEASE CONTACT YOUR NATOLI REPRESENTATIVE.

PRODUCT NUMBER & OEM	DESCRIPTION	CATEGORY FETTE	VIEW
F-636 <hr/> 3128636	SLIDE IN BRONZE SEAL (OPEN) 11MM	3090i,3200i	
F-39 <hr/> 3128639	16MM BRONZE INSERT	3090i,3200i	
F-075 <hr/> 3132075	16 MM FILL CAM - EU 1-441	3090p,3200,i	
F-416/T	SCRAPER BAR - TITANIUM	3200, 3090	
F-416 <hr/> 3110416	SCRAPER BAR – BRONZE	3200, 3090	



IF YOU HAVE ANY QUESTION PLEASE CONTACT YOUR NATOLI REPRESENTATIVE.

PRODUCT NUMBER & OEM	DESCRIPTION	CATEGORY FETTE	VIEW
F-49/A	FILL-O-MATIC INNER PADDLE SHAFT ASSEMBLY	F-674/A	
F-48/A	FILL-O-MATIC IDLER SHAFT ASSEMBLY	PARTS OF F-674/A	
F-550/A	FILL-O-MATIC OUTER PADDLE SHAFT ASSEMBLY	PART OF F-674/A	
F-551/A	FILL-O-MATIC INNER SHAFT ASSEMBLY	F-674/A	
F-02	LOWER PUNCH RETAINER (BALL PLUNGER)	FETTE	

IF YOU HAVE ANY QUESTION PLEASE CONTACT YOUR NATOLI REPRESENTATIVE.

PRODUCT NUMBER & OEM	DESCRIPTION	CATEGORY FETTE	VIEW
F-009	HEX EXPANDING SCREW	FETTE	
F-103	GUIDE PIECE	FETTE	
3133103			
F-947	WAVE SPRING	FETTE	
3101947			
DL-8	DIE LOCK SCREW – EXTENDED TIP	FETTE	
52411232002			
F-624	PUNCH GUIDE SEAL – 1" – UNKEYED	FETTE	
2214624			

IF YOU HAVE ANY QUESTION PLEASE CONTACT YOUR NATOLI REPRESENTATIVE.

PRODUCT NUMBER & OEM	DESCRIPTION	CATEGORY FETTE	VIEW
F-114	LOWER PUNCH RETAINER	FETTE	
DL-12 <hr/> 1106012	DIE LOCK SCREW	FETTE	
F-89/WO	PRESSURE ROLL WITHOUT BEARING	FETTE	
F-816 <hr/> 3504816	DOSING WHEEL WITH ROUND RODS	FETTE	
F10-598 <hr/> 3105598	12MM FILL CAM - EU 1"	FETTE 1000	


IF YOU HAVE ANY QUESTION PLEASE CONTACT YOUR NATOLI REPRESENTATIVE.

PRODUCT NUMBER & OEM	DESCRIPTION	CATEGORY FETTE	VIEW
F10-915	WEAR PLATE	FETTE 1000	
3113915			
F-155	DOSING WEAR PLATE	FETTE 2000,2100	
3100155			
F-392	HEAD LUBE CAM - EU 1"	FETTE 2090, 2200	
3118392			
F-7032	FILLING PLATE FOR BRONZE SEALING SEGMENT	FETTE 2090	
3127032			
F-546	PUNCH SEALS LOWER "B"	FETTE 2200	
3115546			






IF YOU HAVE ANY QUESTION PLEASE CONTACT YOUR NATOLI REPRESENTATIVE.

PRODUCT NUMBER & OEM	DESCRIPTION	CATEGORY FETTE	VIEW
F-030 <hr/> 3700332	DOSING ELEMENT ASSEMBLY, 10CM M (BLUE)	FETTE 3090	
F-032 <hr/> 3700335	DOSING ELEMENT - ASSEMBLY 50CMM (YELLOW)	FETTE 3090	
F-031 <hr/> 3700334	DOSING ELEMENT - ASSEMBLY 20CMM (RED)	FETTE 3090	
F-594 <hr/> 3105940	DOSING LEDGE METERING INSERT	FETTE 3090,3200	
F12-816 <hr/> 3113816	TIGHT PUNCH CONTROL DOSING	FETTE P-1200	

IF YOU HAVE ANY QUESTION PLEASE CONTACT YOUR NATOLI REPRESENTATIVE.

PRODUCT NUMBER & OEM	DESCRIPTION	CATEGORY FETTE	VIEW
F12-722 <hr/> 3113722	TRANSITION CAM PRE-COMPRESSION	FETTE P-1200	
F12-765 <hr/> 3113765	THRUST PIECE (EJECTION RAMP)	FETTE P-1200	
F12-397	SCRAPER BLADE	FETTE P-1200	
F-756 <hr/> 3114756	18MM FILL CAM - EU1"-441	FETTE P1200	
F-4623 <hr/> 3134623	CHUTE COVER	FETTE P1200	

IF YOU HAVE ANY QUESTION PLEASE CONTACT YOUR NATOLI REPRESENTATIVE.

PRODUCT NUMBER & OEM	DESCRIPTION	CATEGORY FETTE	VIEW
F21-11 <hr/> 3110411	SCRAPER BLADE	FETTE P-2100	
F3-5	SCRAPER BLADE COVER	FETTE P3000	
F-534 <hr/> 3101534	FEEDER BASE PAN	FETTE P-3000	
F3-4 <hr/> 45-23-004	SCRAPER BLADE	FETTE P-3000	
F3-87-1	ROLL PIN LOCKNUT	FETTE P-3000	

IF YOU HAVE ANY QUESTION PLEASE CONTACT YOUR NATOLI REPRESENTATIVE.

PRODUCT NUMBER & OEM	DESCRIPTION	CATEGORY FETTE	VIEW
F-925 <hr/> 3111925	PULL DOWN CAM EU 1"	FETTE PT-2090	
F-719 <hr/> 3117719	HOLDING LEDGE PRE/MAIN COMPR. EU1	FETTE PT-2090	
F-821 <hr/> 3101821	10MM FILL CAM - EU 1"	P 2100	
F10-31-3 <hr/> 31 07 00 03	PRE ROLL SPACER	P1000	
F10-31-5 <hr/> 31 07 00 05	PRE COMPRESSION PIVOT PIN	P1000	

IF YOU HAVE ANY QUESTION PLEASE CONTACT YOUR NATOLI REPRESENTATIVE.

PRODUCT NUMBER & OEM	DESCRIPTION	CATEGORY FETTE	VIEW
F10-048	LOWERING CAM - A2 - EU19	P1000	
F10-040/1 <hr/> 532-67-01-12-006	LOWERING CAM - A1 - EU19	P1000	
F10-053	EJECTION PLATE	P1000	
F10-062 <hr/> 3100616	12 MM FILL CAM - EU19	P1000	
F10-080	GRIP LEDGE DOSING D1 - EU 19	P-1000	

IF YOU HAVE ANY QUESTION PLEASE CONTACT YOUR NATOLI REPRESENTATIVE.

PRODUCT NUMBER & OEM	DESCRIPTION	CATEGORY FETTE	VIEW
F10-063	14 MM FILL CAM - EU 19	P-1000	
3100617			
F-197	20 MM FILL CAM EU 1	P1200	
3118197			
F-711	FEEDER PAN	P-1200	
3113711			
F-748	16MM FILL CAM - EU 19	P-1200	
3114748			
F-828	16 MM FILL CAM - EU 1"	P-1200	
3114828			

IF YOU HAVE ANY QUESTION PLEASE CONTACT YOUR NATOLI REPRESENTATIVE.

PRODUCT NUMBER & OEM	DESCRIPTION	CATEGORY FETTE	VIEW
F-754 <hr/> 3114754	14MM FILL CAM - EU1"/441	P-1200	
F-26 <hr/> 3114826	12 MM FILL CAM EU-1"	P-1200	
F-106 <hr/> 3722106	PUNCH RESTRAINER O-RING 8mm x 260 MM ID	P-1200	
F-888 <hr/> 3113888	PRESSURE LEDGE	P-1200	
F12-817 <hr/> 3113817	DOSING LEDGE	P-1200	

IF YOU HAVE ANY QUESTION PLEASE CONTACT YOUR NATOLI REPRESENTATIVE.

PRODUCT NUMBER & OEM	DESCRIPTION	CATEGORY FETTE	VIEW
F12-397/D	SCRAPER BAR - DELFIN	P-1200	
F-4757 3114757	22MM FILL CAM - EU1"-441	P1200	
F-4827 3114827	14MM FILL CAM - EU 1"	P1200	
F-63 3114763	TAIL OVER DIE	P1200I	
F-765 9178765	16MM SLIDE IN PEEK SEAL	P1200,1200i	

IF YOU HAVE ANY QUESTION PLEASE CONTACT YOUR NATOLI REPRESENTATIVE.

PRODUCT NUMBER & OEM	DESCRIPTION	CATEGORY FETTE	VIEW
F-21 <hr/> 3114521	LOWER PRESSURE RAIL EU1-441	P-1200,1200i	
F-3823 <hr/> 3113823	GUIDE PIECE	1200,1200i	
F-3836 <hr/> 311382	RECEIVER BLOCK	1200,1200i	
F-440F-299 <hr/> 3100299	BEARING RETAINER PLATE - TAMPING ROLLER ASSEMBLY	P2000	
F-92-1	PRE- COMPRESSION ROLL	P-2000	

IF YOU HAVE ANY QUESTION PLEASE CONTACT YOUR NATOLI REPRESENTATIVE.

PRODUCT NUMBER & OEM	DESCRIPTION	CATEGORY FETTE	VIEW
F-92-4	OUTSIDE WEAR PLATE	P-2000	
F-6/A <hr/> 60-23-006, 30-23-077	PRESSURE ROLL WITH BEARING	P-2000, 3000	
F-425 <hr/> 3114425	16 mm FILL CAM EU 1"	P2020	
F-427 <hr/> 3114427	20MM FILL CAM - EU 1"	P-2020	
F-423 <hr/> 3114423	12MM FILL CAM - EU 1"	P2020, 2090i	

IF YOU HAVE ANY QUESTION PLEASE CONTACT YOUR NATOLI REPRESENTATIVE.

PRODUCT NUMBER & OEM	DESCRIPTION	CATEGORY FETTE	VIEW
F-4426	18MM FILL CAM - EU 1"	P-2020, 2090	
3114426			
P1200F-424	14mm fill cam eu 1"	P2020,2090,2200	
3114424			
F-667	PUNCH GUIDE SEAL – 3/4"/19mm	P20A,FETTE, KOR	
2147667			
F-80	WEAR PLATE FOR EJECTOR	P2100	
3100180			
F-81	EJECTION PLATE	P2100	
3100181			

IF YOU HAVE ANY QUESTION PLEASE CONTACT YOUR NATOLI REPRESENTATIVE.

PRODUCT NUMBER & OEM	DESCRIPTION	CATEGORY FETTE	VIEW
F-926	HOLDING LEDGE FOR LOWER CAMS FOR PUNCH REMOVAL - EU 1	P-2200	
F-363 <hr/> 3106363	COVER FOR SCRAPER	P-2200	
F-6362 <hr/> 3106362	TAIL OVER DIE	P-2200, 2090,I	
F3-14/1-1	SEALING GASKET – BRONZE (2 HOLE)	P3000	
F3-14 <hr/> 44-23-014	FILL-O-MATIC BOTTOM PLATE	P-3000	

IF YOU HAVE ANY QUESTION PLEASE CONTACT YOUR NATOLI REPRESENTATIVE.

PRODUCT NUMBER & OEM	DESCRIPTION	CATEGORY FETTE	VIEW
F3-01 <hr/> 44-23-001	TAKE-OFF BAR	P-3000	
F3-14/1-2	SEALING GASKET – BRONZE (3 HOLE)	P-3000	
F3-038 <hr/> 3100038	THRUST COLLAR PLASTIC	P3000	
F3-004 <hr/> 31-23-004	PRE-COMPRESSION ROLL	P-3000, P-1000	
F3-87 <hr/> 3023010	ROLL PIN	P-3000, 2100	

IF YOU HAVE ANY QUESTION PLEASE CONTACT YOUR NATOLI REPRESENTATIVE.

PRODUCT NUMBER & OEM	DESCRIPTION	CATEGORY FETTE	VIEW
F-709 <hr/> 3117709	PLASTIC HOLDING LEDGE - PUNCH REMOVAL - EU 19	PT-2090	
F-918 <hr/> 3110918	HOLDING LEDGE LOWER CAMS IPT 19	PT-2090	
F-924 <hr/> 3111924	TRAP LEDGE FOR DOSING - EU 1	PT-2090	
F-95-EU1	GRIP LEDGE EU 1	PT2090	
F-860 <hr/> 3116860	UPPER RAISING CAM- STEEL -EU 19	PT2090,P-2200	

IF YOU HAVE ANY QUESTION PLEASE CONTACT YOUR NATOLI REPRESENTATIVE.

PRODUCT NUMBER & OEM	DESCRIPTION	CATEGORY FETTE	VIEW
F-721 <hr/> 3117721	HOLDING LEDGE PRE/MAIN COMPRESSION - EU 19	PT-2090,P-2200	
F-422 <hr/> 3114422	10 MM FILL CAM EU 1"	PT-2090,PT-2200	
F-694 <hr/> 3117694	PLASTIC COVER PLATE/SHAFT LUBE 2090	PT-2090,PT-2200	
F-440 <hr/> 3114440	FILLING CAM - 6MM - EU1-441	PT-2090,2200,i	
F-461/T	SLIDE-IN TITANIUM SEGMENT 11 MM, OPEN	PT3090	




IF YOU HAVE ANY QUESTION PLEASE CONTACT YOUR NATOLI REPRESENTATIVE.

PRODUCT NUMBER & OEM	DESCRIPTION	CATEGORY FETTE	VIEW
F-461 <hr/> 3131461	SLIDE IN BRONZE SEGMENT, 11MM, OPEN	PT3090	
F-1465 <hr/> 3131465	SLIDE IN BRONZE SEGMENTS - 25MM OPEN	PT3090	
F-1464 <hr/> 3131464	SLIDE IN BRONZE SEGMENT, 16MM	PT3090	
F-1463 <hr/> 3131463	SLIDE IN BRONZE SEGMENT 16MM, OPEN	PT3090	
F-474 <hr/> 3131474	FILLING PLATE FOR BRONZE SEALING SEGMENT	PT-3090	

IF YOU HAVE ANY QUESTION PLEASE CONTACT YOUR NATOLI REPRESENTATIVE.

PRODUCT NUMBER & OEM	DESCRIPTION	CATEGORY FETTE	VIEW
F-904	GRIP LEDGE - EU 19	PT3090,3200	
3100904			
F-548	O-RING 16.00 X 1.25 -70 NBR/769	PT3090,I,3200,i	
F-066	12MM FILL CAM – EU 1	PT3090,P-3200,i	
3132066			
F-068	16 MM FILL CAM EU 1"	PT-3090,PT-3200	
3132068			
F10-100-1	FEEDER PAN	Fette	

IF YOU HAVE ANY QUESTION PLEASE CONTACT YOUR NATOLI REPRESENTATIVE.

PRODUCT NUMBER & OEM	DESCRIPTION	CATEGORY FETTE	VIEW
F2-2 <hr/> 1706017	WEAR PLATE FOR EJECTOR	P2000	
F-304 <hr/> 3100304	WASHER – TAMPING ROLLER ASSEMBLY	P2000	
F-1205 <hr/> 3761205	PUNCH RESTRAINER O-RING 400 X 8	2090i	

IF YOU HAVE ANY QUESTION PLEASE CONTACT YOUR NATOLI REPRESENTATIVE.