



NATOLI ENGINEERING CO. MANUFACTURED
REPLACEMENT PARTS FOR
NATOLI
TABLET PRESSES



NATOLI ENGINEERING COMPANY, INC.

PREMIUM TABLET PRESS
PARTS CATALOG

Can't Find Your Part?

View our Parts and Accessories
catalogs online
www.natoli.com
or call customer service:
636-926-8900

You Get More From a Natoli Part

Natoli Engineering Company, Inc., manufactures replacement parts suitable for use on Natoli Tablet Presses from the highest quality materials. Because we precision engineer them in-house, Natoli parts meet and often exceed the functionality and longevity of OEM parts.



Same-Day Shipping

We maintain an on-site inventory of over 250,000 replacement parts, which means the vast majority of our orders ship out the same day. Order today, ship tomorrow.



Sample Parts Program

Need a part not found in our catalog? We can custom make it and you may even receive it for free! Send us a sample part and Natoli will reverse engineer it and send you the first part produced complimentary. Some conditions do apply. Contact your Natoli representative for details.



Custom Parts

Each year we custom make hundreds of parts engineered to our customer's exact specifications. This is a special service we offer to all of our customers because often times they cannot find the part anywhere else. If you're searching for that "hard-to-find" part and do not see it listed in the Custom Parts section of this catalog, call us and most probably we can make it for you.



Accessories Catalog

We publish the most comprehensive accessories catalog in the industry which features everything you need to keep your tablet press running efficiently and trouble-free. View the catalog at: Natoli.com, or call us at +1 636-926-8900 and we'll ship it to you the same day.

Table of Contents

NP-100	20
NP-155	37
NP-200/250/300	46
NP-400	60
NP-500	71
NP-P20	91
NP-RD10/10A	93
NP-RD20	98



NP-100

Part	Category	Part #	OEM	Page
KEYWAY PLUG - 3/16" (TEFLON)	Drive Components	N-316		20
MOTOR PULLEY BUSHING	Drive Components	NP1-PLY2/B		20
REAR DRIVE ASSEMBLY	Drive Components	NP1-40/A		20
COMPLETE CLUTCH ASSEMBLY	Drive Components	SC-AB		20
HANDWHEEL -1 1/16" BORE	Drive Components	SB2-043		20
SPEED CONTROL ASSEMBLY	Drive Components	SB2-992/A		20
MOTOR MOUNT ASSEMBLY	Drive Components	SB2-MMA		20
REAR DRIVE ASSEMBLY	Drive Components	SB2-40/A		20
DRIVE SHAFT	Drive Components	NP1-401		20
DRIVE SHAFT COLLAR 1-1/2" ID	Drive Components	NP1-401C		20
REAR DRIVE PULLEY & BUSHING	Drive Components	NP1-PLY1		20
MOTOR PULLEY & BUSH	Drive Components	NP1-PLY2		20
TIMING GEAR	Drive Components	NP1-TG		20
V-BELT - MATCH SET OF 2	Drive Components	NP1-VB		20
SWIVEL PIN FOR MOTOR ADJTUBE - 3/8" DIA. x 3 3/4"	Drive Components	S-019		20
HINGE PIN FOR MOTOR BRACKET	Drive Components	S-29		21
SHIFTER LEVER FORK PIN	Drive Components	S-49		21
COLLAR FOR SHIFTER FORK PIN - 1/2"	Drive Components	SB-004		21
CLUTCH SHIFTER FORK AND PIN	Drive Components	SB-091		21
CLUTCH PULLEY WITH BUSHINGS & SEALS	Drive Components	SB-134		21
BUSHING FOR PULLEY 1 7/16" I.D.	Drive Components	SB-137		21
BUSHING FOR PULLEY - NEW ASSEMBLY ONLY	Drive Components	SB-137/1		21
VARIABLE SPEED PULLEY	Drive Components	SB2-018		21
KNOB CLUTCH SHIFTER LOCK	Drive Components	SB-205		21
PIN CLUTCH SHIFTER LOCK	Drive Components	SB-206		21
SPRING FOR CLUTCH SHIFTER PIN	Drive Components	SB-206/1		21
THRUST BEARING	Drive Components	SB-21		21
CLUTCH SHIFTER LEVER	Drive Components	SB2-136		21
WORM DRIP RECEIVER	Drive Components	SB2-161		21
THRUST LOCK NUT	Drive Components	SB2-186		21
SHAFT END WASHER	Drive Components	SB2-187		22
DRIVE SHAFT	Drive Components	SB2-401		22
THRUST RING	Drive Components	SB2-404		22
OIL SEAL - PULLEY	Drive Components	SB-243		22
WORM BEARING - LEFT HAND	Drive Components	SB2-59		22
WORM BEARING-RIGHT HAND	Drive Components	SB2-60		22
SPACER FOR L.H. WORM BEARING	Drive Components	SB2-615		22
HANDWHEEL, SPEED CONTROL	Drive Components	SB2-82		22
MOTOR ADJUSTING ROD PIVOT BLOCK	Drive Components	SB2-874		22
COLLAR - 1 3/16" FOR PIVOT BLOCK	Drive Components	SB2-874/1		22
BEARING FOR LEFT HAND WORM BEARING	Drive Components	SB2-907		22
INNER RACE FOR L.H. WORM BEARING	Drive Components	SB2-907/1		22
DRIVE BELT - VARIABLE SPEED (92")	Drive Components	SB2-934		22
BRACKET, CLUTCH SHIFTER LOCK	Drive Components	SB-296		22
MOTOR HINGE BRACKET	Drive Components	SB2-991		22
MOTOR ADJUSTING TUBE	Drive Components	SB2-992/1		23
COLLAR 3/4" FOR MOTOR ADJ. BAR	Drive Components	SB2-992/2		23
BUSHING FOR R.H. BEARING	Drive Components	SB-77		23
DRIVING RING	Drive Components	SC-1		23
FINGER LEVER	Drive Components	SC-10		23
CONE KEY	Drive Components	SC-11		23
RELEASE SPRING PIN	Drive Components	SC-12		23
RELEASE SPRING	Drive Components	SC-13		23
FINGER LEVER PIN	Drive Components	SC-14		23
FINGER LEVER SPACER	Drive Components	SC-15		23
BACK PLATE	Drive Components	SC-16		23
ADJUSTING LOCK PIN SPRING	Drive Components	SC-17		23
ADJUSTING LOCK PIN	Drive Components	SC-18		23
ROLLER FOR FINGERS	Drive Components	SC-19		23
ADJUSTING RING	Drive Components	SC-2		23
SNAP RING	Drive Components	SC-20		24
STEPPED DRIVE KEY	Drive Components	SC-22		24
WOODRUFF KEY	Drive Components	SC-24		24
SCREW, STEPPED DRIVE KEY	Drive Components	SC-25		24
CONE COLLAR WITH SCREWS	Drive Components	SC-3		24

NP-100 (cont.)

Part	Category	Part #	OEM	Page
ENGAGING CONE	Drive Components	SC-4		24
DRIVING PLATE - FIBER	Drive Components	SC-5		24
DRIVEN PLATE - STEEL	Drive Components	SC-6		24
ROLLER RING	Drive Components	SC-7		24
LOCK PLATE	Drive Components	SC-8		24
HUB 1-1/2" BORE 5/16" K.W.	Drive Components	SC-9		24
BRONZE WORM	Drive Components	WG-4		24
STEEL WORM; 1 3/16" BORE	Drive Components	WG-4/S		24
COLLAR 1" FOR HINGE PIN	Drive Components	S-13		24
MOTOR ADJUSTING BAR	Drive Components	SB2-992		24
GUARD SWITCH BRACKET	Guarding	NP-139/B1		25
TIE ROD BRACKET	Guarding	NP-TB1		25
CLUTCH GUARD	Guarding	SB2-124		25
LOWER GUARD, SIDE PIECE - R.H	Guarding	SB2-125		25
LOWER GUARD, SIDE PIECE - L.H	Guarding	SB2-126		25
GEAR GUARD COVER	Guarding	SB2-167		25
HANDWHEEL GUARD FRONT & REAR ASSEMBLY	Guarding	SB2-294		25
BRACKET FOR HANDWHEEL GUARD	Guarding	SB2-294/1		25
BELT GUARD	Guarding	SB2-345		25
INNER COVER FOR BELT GUARD	Guarding	SB2-346		25
ACCESS COVER FOR BELT GUARD	Guarding	SB2-347		25
UPPER PUNCH GUARD - LEFT - STAINLESS STEEL	Guarding	SB2-418/L		25
UPPER PUNCH GUARD - RIGHT - STAINLESS STEEL	Guarding	SB2-418/R		25
BELT GUARD BRACKET	Guarding	SB2-439		25
UPPER PUNCH & DIE TABLE GUARD FRONT (2 pc set)	Guarding	SB2-599		25
UPPER PUNCH & DIE TABLE GUARD REAR (2 pc set)	Guarding	SB2-600		26
REAR GUARD APRON	Guarding	SB2-781		26
LOWER GEAR GUARD 3pt feed frame	Guarding	SB2-790		26
BELT GUARD SUPPORT	Guarding	SB2-891		26
BRACKET	Guarding	SB2-439-1		26
HEAD BEARING OILER - 2 OZ	Hydraulic & Lubrication Components	S-75		26
NON DROP SUPPORT CAM	Lower Cam Tracks	NP1-SF-.44-3		26
EJECTION CAM	Lower Cam Tracks	SB2-2		26
EJECTION CAM - DELRIN	Lower Cam Tracks	SB2-2/1		26
MODIFIED BOLT - FOR EJECTION CAM	Lower Cam Tracks	SB2-2/A		26
EJECTION CAM-SHALLOW FILL NON DROP	Lower Cam Tracks	SB2-2-SF		26
DROP OUT PLUG LOWER PUNCH	Lower Cam Tracks	SB2-399		26
DROP OUT PLUG LOWER PUNCH SHALLOW FILL	Lower Cam Tracks	SB2-399/1		26
LOWER PUNCH ADJUSTING SCREW	Lower Cam Tracks	SB2-433		26
LOWER CAMTRACK PULLDOWN - NO ADJ. SCREW	Lower Cam Tracks	SB2-46/0		26
LOWER PULL DOWN CAM- W/ADJ SCREW	Lower Cam Tracks	SB2-46/1		27
LOWER PULL DOWN CAM- W ADJ SCREW - MOD.	Lower Cam Tracks	SB2-46/2		27
LOWER PULLDOWN CAM - SHALLOW FILL	Lower Cam Tracks	SB2-46/SF		27
SHALLOW FILL INSERT- FRONT	Lower Cam Tracks	SB2-46/SF1		27
SHALLOW FILL INSERT - REAR	Lower Cam Tracks	SB2-46/SF2		27
ADJUSTER GUIDE RING	Lower Cam Tracks	SB2-83		27
EJECTION CAM - NON DROP - TSM	Lower Cam Tracks	SB2-2/ND		27
SHELF BRACKET CAP	Miscellaneous	SB-28		27
MACHINE PALLET VIBRATION LEVELING PAD SS	Miscellaneous	NP-LVPD		27
SHELF PIN - 1" DIA. x 6 3/4"	Miscellaneous	S-029		27
SHELF	Miscellaneous	S-38		27
SHELF BRACKET & CAP (ONE SET)	Miscellaneous	SB-22/A		27
UPPER ROLL SUPPORT	Pressure Rolls & Components	SB2-139		27
UPPER ROLL SUPPORT ASSEMBLY	Pressure Rolls & Components	SB2-139/A		27
UPPER ROLL SUPPORT W/ADJ. PENETRATION	Pressure Rolls & Components	SB2-139/AP		27
UPPER ROLL SUPPORT/ADJ PUNCH PEN ASSEMBLY	Pressure Rolls & Components	SB2-139/AP/A		28
FULCRUM PIN	Pressure Rolls & Components	NP1-665		28
ADJUSTING HANDLE	Pressure Rolls & Components	NP-AH1		28
UPPER OR LOWER PRESSURE ROLL	Pressure Rolls & Components	PR-3		28
LOWER ROLL OIL RECEIVER	Pressure Rolls & Components	S-15		28
PRESSURE SPRING CASING	Pressure Rolls & Components	S-211		28
EYEBOLT FOR PRESSURE SPRING	Pressure Rolls & Components	S-230		28
PRESSURE ROD WASHER	Pressure Rolls & Components	S-243		28
NAMEPLATE-PUNCH PENETRATION	Pressure Rolls & Components	S-269		28
LOWER ROLL CARRIER	Pressure Rolls & Components	SB-023		28
LOWER ROLL PIN	Pressure Rolls & Components	SB-1		28
PRESSURE SPRING	Pressure Rolls & Components	SB-210		28
PRESSURE SPRING LIGHT (0 - 1.5 TONS)	Pressure Rolls & Components	SB-210/L		28
OUTER BUSH-UPPER ROLL SPRT W/ADJ PUNCH PEN	Pressure Rolls & Components	SB2-139/AB2		28
UPPER ROLL SUPPORT BUSHING-INNER	Pressure Rolls & Components	SB2-139/B1		28

NP-100 (cont.)

Part	Category	Part #	OEM	Page
UPPER ROLL SUPPORT BUSHING-OUTER	Pressure Rolls & Components	SB2-139/B2		29
UPPER ROLL OIL RECEIVER	Pressure Rolls & Components	SB2-140		29
PRESSURE LEVER PIN - LEFT	Pressure Rolls & Components	SB2-209		29
PRESSURE LEVER PIN - RIGHT	Pressure Rolls & Components	SB2-209/1		29
PRESSURE ROD	Pressure Rolls & Components	SB2-409		29
PRESSURE SPRING PIN	Pressure Rolls & Components	SB2-413		29
ECCENTRIC UPPER ROLL PIN	Pressure Rolls & Components	SB2-477		29
SAFETY ADJUSTING WHEEL	Pressure Rolls & Components	SB2-493		29
UPPER ROLL PIN	Pressure Rolls & Components	SB2-5		29
RELEASE PRESSURE TONNAGE GAUGE (0 - 1.5 TONS)	Pressure Rolls & Components	SB-257		29
FORK	Pressure Rolls & Components	SB-26		29
UPPER ROLL SUPPORT CENTER BOLT	Pressure Rolls & Components	SB2-604		29
EYEBOLT FOR FORK PIN - 3 1/4" LONG	Pressure Rolls & Components	SB-262		29
LOCK STUD	Pressure Rolls & Components	SB-478		29
PRESSURE SPRING CASING	Pressure Rolls & Components	S-211		29
PRESSURE ADJUSTING WHEEL	Pressure Rolls & Components	SB-025		30
GRID SCREW	Product Control	S-822		30
HOPPER W/BRACKET AND ANTI-STATIC COVER	Product Control	SB-857/1		30
TABLET GUIDE (REPLACES A-200-396-2)	Product Control	SB2-396		30
FEED FRAME LEVELING SCREW 3 POINT	Product Control	S-10		30
FEED FRAME LEVELING PAD	Product Control	S-10/2		30
HOPPER BRACKET	Product Control	SB-132		30
GUIDE BAND SUPPORT (REPLACES A-220-129-2)	Product Control	SB2-129		30
TABLET TAKE-OFF - REAR	Product Control	SB2-13		30
TABLET TAKE-OFF - REAR - NYLON	Product Control	SB2-13/1		30
TABLET CHUTE - REAR	Product Control	SB2-144		30
TABLET TAKE-OFF - FRONT - NYLON	Product Control	SB2-15/1		30
SCRAPER BLADE - REAR	Product Control	SB2-16		30
SCRAPER BLADE - REAR - NYLON	Product Control	SB2-16/1		30
SCRAPER BLADE - FRONT	Product Control	SB2-17		30
SCRAPER BLADE - FRONT - NYLON	Product Control	SB2-17/1		31
ADJUSTABLE GRID (FOR PIN GRID FEED FRAME)	Product Control	SB-23		31
TABLET GUIDE	Product Control	SB2-39		31
TABLET GUIDE ASSEMBLY	Product Control	SB2-396/A		31
HOPPER SPINDLE	Product Control	SB2-417		31
TABLET DEFLECTOR	Product Control	SB2-419		31
DUST NOZZLE	Product Control	SB2-64		31
FEED FRAME - 3 PT. - OPEN-FRONT ASSEMBLY	Product Control	SB2-51/F/A		31
FEED FRAME - 3 PT. - OPEN-REAR ASSEMBLY	Product Control	SB2-51/R/A		31
FEED FRAME-3 PT.-OPEN-REAR/WEAR STRIP	Product Control	SB2-51/RWS		31
FEED FRAME - 3 PT. - OPEN-FRONT	Product Control	SB2-51/F		31
FEED FRAME-3PT.-OPEN-FRONT/WEAR STRIP	Product Control	SB2-51/FWS		31
FEED FRAME - 3 PT. - OPEN-REAR	Product Control	SB2-51/R		31
FEED FRAME-3PT.-OPEN-FRONT/WEAR STRIP ASSY	Product Control	SB2-51/FWS/A		31
TABLET CHUTE	Product Control	SB2-849		31
FEED FRAME STUD 3 POINT	Product Control	SB-47		32
HOLD DOWN STUD	Product Control	SB-47/1		32
KNOB - HOLD DOWN STUD	Product Control	SB-47/2		32
SCRAPER SPRING	Product Control	SP-8		32
TABLET TAKE-OFF - FRONT	Product Control	SB2-15		32
LOWER ADJUSTER NUT	Thickness/Hardness Components	S-016		32
RELEASE PRESSURE TONNAGE GAUGE (0 - 4.4 TONS)	Thickness/Hardness Components	S-028		32
ROLL SUPPORT LOCK NUT	Thickness/Hardness Components	S-550		32
PRESSURE ADJUSTING WHEEL SPRING	Thickness/Hardness Components	S-554		32
PRESSURE LEVER	Thickness/Hardness Components	SB-058		32
PRESSURE ROD TABLE NUT	Thickness/Hardness Components	S-547		32
SPRING LOCK	Thickness/Hardness Components	S-62		32
PRESSURE SPRING CASING	Turret Hardware	S-211		32
DIE LOCK SCREW - 45 STATION	Turret Hardware	DL-18		32
DIE LOCK SCREW	Turret Hardware	DL-91		32
SPINDLE ASSEMBLY - TAPERED ROLLER BEARING DES.	Turret Hardware	NP1-91/A		33
SPINDLE - TAPERED ROLLER BEARING DESIGN	Turret Hardware	NP1-91		33
SPINDLE SHIM PACK	Turret Hardware	NP-SSP1		33
SPINDLE BEARING SHIM PACK	Turret Hardware	NP-SSP2		33
RING GEAR-STEEL	Turret Hardware	SB2-164		33
LOWER PUNCH RETAINER PLUG	Turret Hardware	SB2-630		33
SPINDLE - AXIAL BEARING DESIGN - EARLY MODEL	Turret Hardware	SB2-91		33
SPINDLE - AXIAL BEARING DESIGN - LATE MODEL	Turret Hardware	SB2-91/1		33
BEARING ASSEMBLY FOR SPINDLE (FLAT AXIAL)	Turret Hardware	SB2-91-AB		33
BEARING-SPINDLE BEARING (FLAT AXIAL)	Turret Hardware	SB2-91-AB-1		33

NP-100 (cont.)

Part	Category	Part #	OEM	Page
BEARING WASHER - SPINDLE BEARING	Turret Hardware	SB2-91-AB-2		33
LOWER PUNCH RETAINER SPRING	Turret Hardware	SP-249		33
LOWER PUNCH RETAINER SPRING - SHORT	Turret Hardware	SP-249/S		33
27 STATION TURRET - TAPERED ROLLER BEARING DES.	Turrets	NP1-27T		33
35 STATION TURRET - TAPERED ROLLER BEARING DES.	Turrets	NP1-35T		33
45 STATION TURRET - TAPERED ROLLER BEARING DES.	Turrets	NP1-45T		34
45 STATION TURRET ASSEMBLY - NEW STYLE	Turrets	NP1-45T/1/A		34
27 STATION TURRET	Turrets	SB2-27T		34
35 STATION TURRET	Turrets	SB2-35T		34
45 STATION TURRET	Turrets	SB2-45T		34
UPPER CAM BODY WITH TAKE-OUT PLATE	Upper Cam Tracks	SB2-151		34
UPPER DWELL CAM - FRONT	Upper Cam Tracks	SB2-1N		34
UPPER DWELL CAM - REAR - NEW STYLE	Upper Cam Tracks	SB2-2N		34
UPPER DWELL CAM - REAR - OLD STYLE	Upper Cam Tracks	SB2-2N/S		34
ANTI FLIGHT RAIL	Upper Cam Tracks	SB2-3N		34
UPPER RAISING CAM	Upper Cam Tracks	SB2-52		34
UPPER LOWERING CAM	Upper Cam Tracks	SB2-53		34
UPPER LOWERING CAM - MODIFIED	Upper Cam Tracks	SB2-53/1		34
UPPER LOWERING CAM EU	Upper Cam Tracks	SB2-53-EU		34
UPPER CAM TAKE OUT PLATE	Upper Cam Tracks	SB2-92		34
UPPER CAM BODY	Upper Cam Tracks	NP1-151		35
UPPER DWELL CAM - BLANK	Upper Cam Tracks	SB2-2N/5		35
UPPER DWELL CAM SET - SPECIAL	Upper Cam Tracks	SB2-N/7		35
WEIGHT ADJUSTER WHEEL - FINE ADJUST	Weight Adjusting Components	S-035/M		35
WEIGHT ADJUSTER WHEEL	Weight Adjusting Components	S-035		35
WEIGHT ADJUSTING SCREW	Weight Adjusting Components	S-184/1		35
WEIGHT/PRESSURE ADJ. WHEEL SPRING	Weight Adjusting Components	S-204		35
WEIGHT ADJUSTER BEARING	Weight Adjusting Components	S-212		35
WEIGHT ADJUSTER BEARING ASSEMBLY	Weight Adjusting Components	S-212/A		35
WEIGHT ADJUSTER LEVER	Weight Adjusting Components	S-258		35
INCREASE WEIGHT NAME PLATE	Weight Adjusting Components	S-32		35
WEIGHT ADJUSTER STOP	Weight Adjusting Components	S-569		35
WEIGHT ADJUSTER CAM	Weight Adjusting Components	SB2-121/1		35
WEIGHT ADJUSTING CAM SEGMENT	Weight Adjusting Components	SB2-609		35
WEIGHT ADJUSTER CAM-CUSTOM THREAD	Weight Adjusting Components	SB2-121		35
WEIGHT ADJUSTING SCREW - CUSTOM THREAD	Weight Adjusting Components	S-184		36

NP-155

Part	Category	Part #	OEM	Page
LEFT FRONT GEAR GUARD	Guarding	NP1-125-1		37
RIGHT FRONT GEAR GUARD	Guarding	NP1-125-2		37
LEFT REAR GEAR GUARD	Guarding	NP1-125-3		37
RIGHT REAR GEAR GUARD	Guarding	NP1-125-4		37
LOWER PRESSURE GUARD ASSEMBLY	Guarding	NP15-PGA		37
L.H. LOWER GEAR GUARD	Guarding	NP255-125-1		37
R.H. LOWER GEAR GUARD	Guarding	NP255-125-2		37
OIL SEAL	Hydraulic & Lubrication Components	CR-12458		37
ANTI-FLIGHT CAMTSM B	Lower Cam Tracks	NP1-2-1		37
ANTI FLIGHT CAM - EU B	Lower Cam Tracks	NP1-2-1/EU		37
EJECTION CAM - STRAIN GAUGED	Lower Cam Tracks	NP1-2/STG		37
LOWER PULL DOWN CAM - 10MM FILL - TSM	Lower Cam Tracks	NP1-46-10		37
LOWER PULL DOWN CAM - 10MM FILL - EU TOOLING	Lower Cam Tracks	NP1-46-10/EU		37
LOWER PULL DOWN CAM - 12MM FILL - TSM	Lower Cam Tracks	NP1-46-12		37
LOWER PULL DOWN CAM - 12MM FILL - EU TOOLING	Lower Cam Tracks	NP1-46-12/EU		37
LOWER PULL DOWN CAM - 14MM FILL - TSM	Lower Cam Tracks	NP1-46-14		38
LOWER PULL DOWN CAM - 14MM FILL - EU TOOLING	Lower Cam Tracks	NP1-46-14/EU		38
LOWER PULL DOWN CAM - 16MM FILL - TSM	Lower Cam Tracks	NP1-46-16		38
LOWER PULL DOWN CAM - 18MM FILL - TSM	Lower Cam Tracks	NP1-46-18		38
LOWER PULL DOWN CAM - 6MM FILL - TSM TOOLING	Lower Cam Tracks	NP1-46-6		38
LOWER PULL DOWN CAM - 8MM FILL - TSM	Lower Cam Tracks	NP1-46-8		38
LOWER PULL DOWN CAM - EU TOOLING	Lower Cam Tracks	NP1-46/EU		38
LOWER PULL DOWN CAM - 16MM FILL - EU	Lower Cam Tracks	NP1-46-16/EU		38
LOWER PULL DOWN CAM - 18MM FILL - EU	Lower Cam Tracks	NP1-46-18/EU		38
LOWER PULL DOWN CAM - 6MM FILL - EU	Lower Cam Tracks	NP1-46-6/EU		38
LOWER PULL DOWN CAM - 8MM FILL - EU	Lower Cam Tracks	NP1-46-8/EU		38
LOWER PULL DOWN CAM - 18MM FILL - 16 & 20 STATION	Lower Cam Tracks	NP2-610-18		38
TOP LUBRICATION DISTRIBUTION PLATE	Miscellaneous	NP1-FG1-1-14		38
STAND-OFF	Miscellaneous	NP1-FG1-1-15		38

NP-155 (cont.)

Part	Category	Part #	OEM	Page
HINGE BASE 1	Miscellaneous	NP1-FG1-10-1		38
HINGE BASE 2	Miscellaneous	NP1-FG1-10-2		39
HINGE BASE 3	Miscellaneous	NP1-FG1-10-3		39
HINGE BASE 4	Miscellaneous	NP1-FG1-10-4		39
HINGE STRAP	Miscellaneous	NP1-FG1-10-5		39
LOWER DOOR HINGE STRAP	Miscellaneous	NP1-FG1-10-6		39
HINGE BASE 5	Miscellaneous	NP1-FG1-11-1		39
UPPER ROLL SUPPORT CENTER FILLER PLATE	Pressure Rolls & Components	NP1-139-FP-1		39
UPPER ROLL SUPPORT END FILLER PLATE	Pressure Rolls & Components	NP1-139-FP-2		39
PRESSURE INDICATING NAME PLATE - 6.5 TONS	Pressure Rolls & Components	NP1-28		39
LOCK STUD	Pressure Rolls & Components	NP1-478		39
LOWER ROLL CARRIER	Pressure Rolls & Components	NP15-023		39
LOWER ROLL PIN KEEPER	Pressure Rolls & Components	NP15-023-1		39
LOWER ROLL PIN	Pressure Rolls & Components	NP15-1		39
LOWER ROLL PIN 6.5	Pressure Rolls & Components	NP15-1/STG		39
UPPER ROLL SUPPORT END PLATE	Pressure Rolls & Components	NP15-139-1		39
NAME PLATE - PUNCH PENETRATION	Pressure Rolls & Components	NP15-269		40
UPPER ECCENTRIC ROLL PIN	Pressure Rolls & Components	NP15-477		40
PRESSURE ROLLER	Pressure Rolls & Components	NP15-PR3		40
LOWER ROLL PIN - STRAIN GAUGED	Pressure Rolls & Components	NP15-1/STG-PIN		40
TABLET CHUTE	Product Control	NP1-144		40
FRONT TABLET CHUTE	Product Control	NP1-144-1		40
TABLET CHUTE EXTENSION	Product Control	NP1-144-2		40
BRACE FOR CHUTE	Product Control	NP1-144-3		40
DISCHARGE CHUTE SHAFT	Product Control	NP1-144-4		40
FRONT TABLET CHUTE	Product Control	NP1-244-1		40
TABLET CHUTE EXTENSION	Product Control	NP1-244-2		40
BRACE FOR CHUTE	Product Control	NP1-244-3		40
DISCHARGE CHUTE SHAFT	Product Control	NP1-244-4		40
REAR TABLET CHUTE	Product Control	NP1-244-R-1		40
REAR TABLET CHUTE EXTENTION	Product Control	NP1-244-R-2		40
REAR TABLET CHUTE MOUNT	Product Control	NP1-244-R-3		41
REAR TABLET CHUTE SHAFT	Product Control	NP1-244-R-4		41
FRONT TABLET CHUTE	Product Control	NP1-344-1		41
OUTER TABLET CHUTE COVER	Product Control	NP1-344-11		41
TABLET WEDGE	Product Control	NP1-344-15		41
REAR TABLET CHUTE	Product Control	NP1-344-R-1		41
REAR TABLET CHUTE OUTER MOUNT	Product Control	NP1-344-R-3		41
TABLET RECIRCULATION BAND	Product Control	NP1-396		41
DUST NOZZLE ASSEMBLY	Product Control	NP1-64		41
VACUUM NOZZLE	Product Control	NP1-64-1		41
VACUUM NOZZLE RECEPTACLE	Product Control	NP1-64-2		41
VACUUM NOZZLE RETAINER PLATE	Product Control	NP1-64-3		41
REAR APRON FEED FRAME MOUNT - FORCED FEEDER	Product Control	NP1-781-2-FF		41
FRONT APRON FEED FRAME MOUNT - FORCED FEEDER	Product Control	NP1-790-2-FF		41
FEEDER DRIVE SHAFT	Product Control	NP1-FDS-1		41
FEEDER DRIVE SHAFT COLLAR	Product Control	NP1-FDS-2		42
FEEDER DRIVE SHAFT ADAPTER	Product Control	NP1-FDS-3		42
FEEDER DRIVE SHAFT BEARING HOUSING	Product Control	NP1-FDS-4		42
FEED FRAME	Product Control	NP1-FFA-1		42
FEEDER HOLD DOWN SCREW STUD	Product Control	NP1-FFA-10		42
FEEDER HOLD DOWN SCREW STUD	Product Control	NP1-FFA-11		42
FEEDER PADDLE DRIVE INPUT SHAFT	Product Control	NP1-FFA-12		42
FEED TUBE	Product Control	NP1-FFA-13		42
FEEDER GEAR HOUSING HOLD DOWN SCREW	Product Control	NP1-FFA-15		42
PRIMARY BAFFLE	Product Control	NP1-FFA-16		42
PRIMARY BAFFLE	Product Control	NP1-FFA-16/1		42
SECONDARY BAFFLE	Product Control	NP1-FFA-17		42
SECONDARY BAFFLE	Product Control	NP1-FFA-17/1		42
TAKE OFF COVER	Product Control	NP1-FFA-18		42
FEEDER PADDLE	Product Control	NP1-FFA-5		42
FEEDER PADDLE - PLOW LEFT	Product Control	NP1-FFA-5/1/PL		43
FEEDER PADDLE - PLOW RIGHT	Product Control	NP1-FFA-5/1/PR		43
FEEDER PADDLE - PLOW LEFT	Product Control	NP1-FFA-5/PL		43
FEEDER PADDLE - PLOW RIGHT	Product Control	NP1-FFA-5/PR		43
FEEDER PAN SEAL	Product Control	NP1-FFA-6		43
RETURN SCRAPER	Product Control	NP1-FFA-7		43
TABLET TAKE OFF	Product Control	NP1-FFA-8		43
SEALING STRIP	Product Control	NP1-FFA-9		43
SCRAPER ARM	Product Control	NP1-FFS-1		43

NP-155 (cont.)

Part	Category	Part #	OEM	Page
SCRAPER COVER	Product Control	NP1-FFS-2		43
SCRAPER	Product Control	NP1-FFS-3		43
HOPPER TUBE	Product Control	NP1-FG1-1-13		43
HOPPER	Product Control	NP1-FG1-42		43
HOPPER WITH LEVEL SENSOR	Product Control	NP1-FG1-42/1		43
TABLET DEFLECTOR	Product Control	NP15-419		43
VACUUM OUTLET	Product Control	NP15-VAC		44
RETRACTABLE SPRING PLUNGER	Product Control	8507A130		44
HOPPER	Product Control	NP1-FG1-42-PL		44
SHAFT SEAL	Product Control	SD15X21X3		44
BRAKE PIN	Turret Hardware	NP15-293		44
35 STATION TURRET	Turrets	NP15-35T		44
35 STATION TURRET	Turrets	NP15-35T/A		44
45 STATION TURRET	Turrets	NP15-45T		44
UPPER LUBE CAMTSM B	Upper Cam Tracks	KG-48-1-QT		44
UPPER LOWERING CAM - EU TOOLING	Upper Cam Tracks	NP1-53/EU		44
TAKE OUT PLATE - EU TOOLING	Upper Cam Tracks	NP1-92/EU		44
WIPER	Upper Cam Tracks	NP1-TFB-3		44
WIPER KEEPER	Upper Cam Tracks	NP1-TFB-4		44
UPPER CAM BODY	Upper Cam Tracks	NP15-151		44
UPPER DWELL CAM - REAR - EU B	Upper Cam Tracks	NP15-2N/EU		44
UPPER LUBE CAM EU	Upper Cam Tracks	NP15-53L-1/EU		45
CAM UNDER ROLLER - EU TOOLING	Upper Cam Tracks	NP15-54/EU		45
UPPER DWELL CAM - FRONT - EU TOOLING	Upper Cam Tracks	SB2-1N/EU		45
UPPER DWELL CAM - REAR - EU TOOLING	Upper Cam Tracks	SB2-2N/EU		45
UPPER RAISING CAM - EU TOOLING	Upper Cam Tracks	SB2-52/EU		45
UPPER LOWERING CAM - EU TOOLING	Upper Cam Tracks	SB2-53/EU		45
WEIGHT ADJUSTING CAM - FORCED FEEDER	Weight Adjusting Components	SB2-121/1-FF		45

NP-200/250/300

Part	Category	Part #	OEM	Page
93" BELT	Drive Components	C-93		46
FLYWHEEL (HANDWHEEL)	Drive Components	SD-94		46
REAR DRIVE PULLEY & BUSHING	Drive Components	NP2-PLY2		46
SPEED NUT ADJUST	Drive Components	NP-38		46
REAR DRIVE HOUSING W/BEARING & SEALS	Drive Components	NP-4		46
NEEDLE ROLLER BEARING-REAR DRIVE (RH)	Drive Components	NP-4-1		46
OIL SEAL REAR DRIVE (L.H.)	Drive Components	NP-4-2		46
NEEDLE ROLLER BEARING-REAR DRIVE (L.H.)	Drive Components	NP-4-3		46
OIL SEAL REAR DRIVE (R.H.)	Drive Components	NP-4-4		46
REAR DRIVE COMPLETE ASSEMBLY	Drive Components	NP-4/A		46
REAR DRIVE SHAFT	Drive Components	NP-71		46
DRIVE SHAFT COLLAR 1-3/4" ID	Drive Components	NP-71C		46
MOTOR PULLEY & BUSHING	Drive Components	NP-PLY3		46
PULLEY & BUSHING	Drive Components	NP-PLY4		46
DRIVE BELT - MATCH SET OF 3	Drive Components	NP-VB1		46
REAR DRIVE PULLEY & BUSHING	Drive Components	NP3-PLY2		47
SWIVEL PIN FOR MOTOR ADJTUBE - 3/8" DIA. x 3 3/4"	Drive Components	S-019		47
SWIVEL PIN - LATE MODEL	Drive Components	S-019/1		47
MOTOR EYEBOLT PIN - LATE MODEL	Drive Components	S-023/1		47
HINGE PIN FOR MOTOR BRACKET	Drive Components	S-29		47
HINGE PIN FOR MOTOR BRACKET 16"	Drive Components	SD-029		47
MOTOR ADJUSTING EYEBOLT	Drive Components	SD-201		47
MOTOR MOUNT BRACKET EYEBOLT - LATE MODEL	Drive Components	SD-201/1		47
THRUST BEARING	Drive Components	SD-22		47
SWIVEL	Drive Components	SD-37		47
SWIVEL - NEW DESIGN	Drive Components	SD-37/1		47
THRUST LOCK NUT	Drive Components	SD-42		47
DRIVE SHAFT END WASHER, 3-3/8" DIA.	Drive Components	SD-543		47
WORM ADJUSTING PLATE, OIL RECEIVER	Drive Components	SD-70		47
THRUST RING- 2-1/4" O.D.	Drive Components	SD-72		47
ADJUSTING SLEEVE	Drive Components	SD-82		48
BRONZE WORM	Drive Components	WG-6		48
BX90 BELTS MATCHED - SET OF 3	Drive Components	NP2-VB1		48
VFD RISER	Guarding	NP-PNLR3		48
BELT GUARD	Guarding	SD-615		48
LOWER GEAR GUARD COVER	Guarding	NP-06		48
UPPER GUARD SIDE PIECE - 3 PT FEED FRAME	Guarding	NP-006		48

NP-200/250/300 (cont.)

Part	Category	Part #	OEM	Page
HAND WHEEL GUARD	Guarding	NP-HG2		48
MACHINE PALLET VIBRATION LEVELING PAD SS	Guarding	NP-LVDP2		48
PANEL RISER	Guarding	NP-PNLR1		48
PANEL RISER GASKET	Guarding	NP-PNLR/1G		48
PANEL RISER GASKET	Guarding	NP-PNLR/3G		48
TIE ROD BRACKET	Guarding	NP-TB1		48
LOWER GUARD LOCK WHEEL	Guarding	SD-063		48
REAR GUARD APRON	Guarding	SD-07		48
DUST GUARD	Guarding	SD-18		49
LOWER GUARD SWING BOLT	Guarding	SD-20		49
LOWER GUARD SIDE PIECE	Guarding	SD-220		49
UPPER PUNCH GUARD - 2 PIECE SET-plastic	Guarding	SD-577		49
LOWER GUARD PIN	Guarding	SD-832		49
BELT GUARD SUPPORT BRACKET	Guarding	SD-96		49
LOWER GEAR GUARD - 2 POINT	Guarding	SD-06		49
LOWER GEAR GUARD - 3 POINT	Guarding	SD-06/1		49
REAR GUARD APRON - FORCED FEEDER	Guarding	SD-07/FF		49
TIE ROD BRACKET	Guarding	NP-TB2		49
BRACKET	Guarding	SB2-439-1		49
REAR LOWER GEAR GUARD	Guarding	NP255-125-3		49
HEAD BEARING OILER - 2 OZ	Hydraulic & Lubrication Components	S-75		49
LOWER CAMTRACK - PULL DOWN - SHALLOW FILL	Lower Cam Tracks	SD4-610/1		49
PUNCH ADJUSTING SCREW SPRING	Lower Cam Tracks	S-177		49
EJECTION CAM	Lower Cam Tracks	SD4-2		50
EJECTION CAM - BRONZE	Lower Cam Tracks	SD4-2/B		50
LOWER CAMTRACK PULLDOWN - SHALLOW	Lower Cam Tracks	SD4-240-.31		50
LOWER CAMTRACK - PULL DOWN (SHORT)	Lower Cam Tracks	SD4-240		50
LOWER CAMTRACK - PULL DOWN - LONG	Lower Cam Tracks	SD4-610		50
PUNCH ADJUSTING SCREW	Lower Cam Tracks	SD5-535		50
LOWER PULL DOWN CAM	Lower Cam Tracks	SD5-61		50
PUNCH ADJUSTING SCREW	Lower Cam Tracks	SD-535		50
DROP OUT PLUG-LOWER PUNCH	Lower Cam Tracks	SD-539		50
ADJUSTER GUIDE RING	Lower Cam Tracks	SD-559		50
EJECTION CAM - STRAIN GAUGED - 9 KN	Lower Cam Tracks	NP25-2/2-STG-9 KN		50
LOWER PULL DOWN CAM - 12MM FILL - 15 STATION	Lower Cam Tracks	NP3-610-12		50
LOWER PULL DOWN CAM - 18MM FILL - 15 STATION	Lower Cam Tracks	NP3-610-18		50
LOWER PULL DOWN CAM - 24MM FILL - 15 STATION	Lower Cam Tracks	NP3-610-24		50
LOWER PULL DOWN CAM - 27MM FILL - 15 STATION	Lower Cam Tracks	NP3-610-27		50
MACHINE PALLET VIBRATION LEVELING PAD SS	Miscellaneous	NP-LVDP		51
SHELF PIN - 1" DIA. x 6 3/4"	Miscellaneous	S-029		51
SHELF	Miscellaneous	S-38		51
MIDDLE PLATE	Miscellaneous	NP255-FG1-1-2		51
MIDDLE PLATE COVER	Miscellaneous	NP255-FG1-1-9		51
ADJUSTING HANDLE	Pressure Rolls & Components	NP-AH1		51
WASTE OIL PAN 1	Pressure Rolls & Components	NP-WOP1		51
UPPER OR LOWER PRESSURE ROLL	Pressure Rolls & Components	PR-6		51
LOWER ADJUSTER NUT	Pressure Rolls & Components	S-016		51
FORK PIN 1-3/16" DIA. x 4-1/8"	Pressure Rolls & Components	SD-5		51
LOWER ROLL OIL RECEIVER	Pressure Rolls & Components	S-15		51
PRESSURE SPRING CASING	Pressure Rolls & Components	S-211		51
EYEBOLT FOR PRESSURE SPRING	Pressure Rolls & Components	S-230		51
PRESSURE ROD WASHER	Pressure Rolls & Components	S-243		51
NAMEPLATE-PUNCH PENETRATION	Pressure Rolls & Components	S-269		51
PRESSURE ROD TABLE NUT	Pressure Rolls & Components	S-547		52
ROLL SUPPORT LOCK NUT	Pressure Rolls & Components	S-550		52
PRESSURE ADJUSTING WHEEL SPRING	Pressure Rolls & Components	S-554		52
SPRING LOCK	Pressure Rolls & Components	S-62		52
PRESSURE LEVER	Pressure Rolls & Components	SD-03		52
PRESSURE LEVER PIN 1-3/16" DIA. x 5"	Pressure Rolls & Components	SD-125		52
FORK	Pressure Rolls & Components	SD-179		52
PRESSURE ADJUSTING WHEEL	Pressure Rolls & Components	SD-180		52
UPPER ROLL SUPPORT	Pressure Rolls & Components	SD-2		52
EYEBOLT PIN 1-3/16" DIA. x 3-7/8"	Pressure Rolls & Components	SD-25		52
FULCRUM PIN - LOWER ROLL CARRIER	Pressure Rolls & Components	SD-29		52
ADJUSTING WHEEL EYEBOLT	Pressure Rolls & Components	SD-311		52
PRESSURE SPRING	Pressure Rolls & Components	SD-33		52
PRESSURE INDICATING NAME PLATE (TONNAGE)	Pressure Rolls & Components	SD4-28		52
UPPER ROLL PIN	Pressure Rolls & Components	SD-45		52
PRESSURE ROD	Pressure Rolls & Components	SD-46		53
STAY ROD	Pressure Rolls & Components	SD-49		53

NP-200/250/300 (cont.)

Part	Category	Part #	OEM	Page
LOWER ROLL PIN	Pressure Rolls & Components	SD-50		53
LOWER ROLL CARRIER	Pressure Rolls & Components	SD-78		53
ECCENTRIC UPPER ROLL PIN	Pressure Rolls & Components	SD-984		53
PRESSURE ROLL	Pressure Rolls & Components	N25PR-6-1		53
UPPER ROLL SUPPORT - END PLATE	Pressure Rolls & Components	NP255-139-1		53
UPPER ROLL SUPPORT	Pressure Rolls & Components	NP255-2		53
NAME PLATE - PUNCH PENETRATION	Pressure Rolls & Components	NP255-269		53
ECCENTRIC UPPER ROLL PIN	Pressure Rolls & Components	NP255-984		53
NAME PLATE - PUNCH PENETRATION	Pressure Rolls & Components	NPP255-269		53
SCRAPER BLADE 3PT FEED FRAME	Product Control	NP25-65		53
HOPPER AND BRACKET ASSEMBLY	Product Control	SD-55		53
FEED FRAME LEVELING PAD	Product Control	S-10/2		53
FEED FRAME LOCK SCREW 2 POINT	Product Control	S-22		53
FEED FRAME STUD NUT 2 POINT - OPEN	Product Control	S-51		54
FEED FRAME STUD 2 POINT - OPEN	Product Control	S-78		54
HOPPER SPINDLE SCREW	Product Control	S-851		54
TABLET TAKE-OFF	Product Control	SD-08		54
TABLET TAKE OFF; 3 POINT	Product Control	SD-08/1		54
DEL RIN SCRAPER	Product Control	SD-08/P		54
TABLET CHUTE	Product Control	SD-215		54
ADJUSTABLE GRID	Product Control	SD-23		54
HOPPER BRACKET	Product Control	SD-245		54
HOPPER BRACKET KNOB	Product Control	SD-245-1		54
DUST NOZZLE STRAIGHT OPENING	Product Control	SD-266		54
HOPPER W/ FDA ANTI-STATIC COVER	Product Control	SD-32		54
FEED FRAME 2 POINT - OPEN	Product Control	SD-39		54
FEED FRAME 3PT. ASSEMBLY	Product Control	SD-39/1/A		54
FEED FRAME 2 POINT - OPEN ASSEMBLY	Product Control	SD-39/A		54
HOLD DOWN KNOB	Product Control	SD-39/1-1		55
FEED FRAME - 3PT	Product Control	SD-39/1		55
SCRAPER BLADE	Product Control	SD-65		55
SCRAPER BLADE; 3 POINT	Product Control	SD-65/1		55
HOPPER SPINDLE	Product Control	SD-75		55
SCRAPER SPRING	Product Control	SP-8		55
FEEDER PADDLE - SMALL THIN FINGER	Product Control	NP25-797		55
FEEDER SUPPORT PLATE	Product Control	NP255-412-1		55
FEEDER PLATFORM MOUNT	Product Control	NP255-412-4		55
FEEDER PLATFORM MOUNT STUD	Product Control	NP255-412-5		55
FEED FRAME - A2 STEEL	Product Control	SD-39/1-A2 STEEL		55
OPEN FEED FRAME 3 PT. - ALUMINUM	Product Control	SD-39/1/AL		55
PRESSURE ROD	Thickness/Hardness Components	SD-46		55
STAY ROD	Thickness/Hardness Components	SD-49		55
FORK PIN 1-3/16" DIA. x 4-1/8"	Thickness/Hardness Components	SD-5		55
DIE LOCK SCREW	Turret Hardware	DL-25		56
LOWER PUNCH RETAINER(1.198")	Turret Hardware	N-187		56
TURRET BEARING SLEEVE	Turret Hardware	NP-TBS		56
SPINDLE - TAPERED ROLLER BEARING DESIGN	Turret Hardware	NP2-91		56
LOCK NUT - SPINDLE	Turret Hardware	NP-91/1		56
LOCK NUT WASHER - SPINDLE	Turret Hardware	NP-91/2		56
TAPERED ROLLER BEARING - SPINDLE	Turret Hardware	NP-91/3		56
BEARING RACE SPINDLE	Turret Hardware	NP-91/4		56
RING GEAR - STEEL	Turret Hardware	SD-503		56
LOWER PUNCH RETAINER SPRING	Turret Hardware	SP-249		56
SPINDLE - TAPERED ROLLER BEARING DESIGN	Turret Hardware	NP3-91		56
LOWER PUNCH RETAINER - 1.075"	Turret Hardware	N-075		56
TURRET HELICAL DRIVEN GEAR	Turret Hardware	14H210LH-MN		56
16 STATION TURRET ASSEMBLY	Turrets	NP2-16T/A		56
20 STATION TURRET ASSEMBLY - NEW STYLE	Turrets	NP2-20T/1/A		56
15 STATION TURRET ASSEMBLY	Turrets	NP3-15T/A		57
15 STATION TURRET	Turrets	NP3-15T		57
22 STATION TURRET ASSEMBLY*	Turrets	NP255-22T/A		57
UPPER CAM BODY W/TAKEOUT PLATE	Upper Cam Tracks	NP2-301		57
UPPER CAM BODY W/TAKE-OUT PLATE	Upper Cam Tracks	NP3-301		57
TAKE-OUT PLATE	Upper Cam Tracks	SD5-30		57
UPPER RAISING CAM	Upper Cam Tracks	SD5-300		57
UPPER CAM BODY W/TAKEOUT PLATE	Upper Cam Tracks	SD5-301		57
DWELL CAM	Upper Cam Tracks	SD5-1N		57
DWELL CAM	Upper Cam Tracks	SD4-1N		57
TAKE OUT PLATE	Upper Cam Tracks	SD4-30		57
UPPER RAISING CAM	Upper Cam Tracks	SD4-300		57

NP-200/250/300 (cont.)

Part	Category	Part #	OEM	Page
STAINLESS STEEL ANTI-FLIGHT RAIL	Upper Cam Tracks	SD-3N		57
UPPER CAM BODY WITH TAKEOUT PLATE	Upper Cam Tracks	SD4-301		57
UPPER LOWERING CAM	Upper Cam Tracks	SD4-99		57
DWELL CAM BLANK	Upper Cam Tracks	SD-1N-BLANK		58
UPPER CAM BODY - 16 & 20 STATION	Upper Cam Tracks	SD4-301-1		58
WEIGHT ADJUSTER WHEEL - FINE ADJUST	Weight Adjusting Components	S-035/M		58
WEIGHT ADJUSTER CAM	Weight Adjusting Components	SD-213/1		58
WEIGHT ADJUSTER WHEEL	Weight Adjusting Components	S-035		58
WEIGHT ADJUSTING SCREW - CUSTOM THREAD	Weight Adjusting Components	S-184		58
WEIGHT ADJUSTING SCREW	Weight Adjusting Components	S-184/1		58
WEIGHT/PRESSURE ADJ. WHEEL SPRING	Weight Adjusting Components	S-204		58
WEIGHT ADJUSTER LEVER	Weight Adjusting Components	S-258		58
INCREASE WEIGHT NAME PLATE	Weight Adjusting Components	S-32		58
WEIGHT ADJUSTER STOP	Weight Adjusting Components	S-569		58
WEIGHT ADJUSTER CAM - CUSTOM THREAD	Weight Adjusting Components	SD-213		58
WEIGHT ADJUSTER BEARING	Weight Adjusting Components	SD4-212		58
WEIGHT ADJ. BEARING ASSEMBLY	Weight Adjusting Components	SD4-212/A		58

NP-400

Part	Category	Part #	OEM	Page
DRIVE PULLEY BUSHING	Drive Components	1610-1-3/8		59
COGGED DRIVE BELT	Drive Components	360H100		59
DRIVE BELTS	Drive Components	3VX450		59
UPPER INNER GUARDS	Guarding	NP4-100-13		59
LOWER CAM GUARD SET	Guarding	NP4-100-14		59
HANDWHEEL MOUNT ADAPTOR	Guarding	NP4-090		59
HANDWHEEL MOUNTING STUD	Guarding	NP4-090/1		59
HANDWHEEL MOUNTING BRACKET	Guarding	NP4-091		59
PNEUMATIC DRIVEN HYDRAULIC PUMP ASSEMBLY	Hydraulic & Lubrication Components	JHFM-11537		59
LOCATING PLATE - MDT 19	Lower Cam Tracks	NP4-484		59
LOW LEVEL CAMTRACK - MDT 25	Lower Cam Tracks	NP4-495		59
PULL DOWN CAM - WEIGHT ASJUSTING - MDT-19	Lower Cam Tracks	NP4-481		59
LOW LEVEL CAMTRACK- MDT 19	Lower Cam Tracks	NP4-485		59
PULL DOWN CAM - WEIGHT ADJUSTING - MDT-25	Lower Cam Tracks	NP4-491		59
CONTROL CAM - MDT-25	Lower Cam Tracks	NP4-493		59
CONTROL CAM - MDT-19	Lower Cam Tracks	NP4-483		60
DROP OUT PLUG LOWER PUNCH - B TOOLING	Lower Cam Tracks	NP4-57-1		60
FILL CAM - 20 MM - MDT 25	Lower Cam Tracks	NP4-490-20		60
FILL CAM - 10MM - MDT 25	Lower Cam Tracks	NP4-490-10		60
FILL CAM - 12 MM - MDT 25	Lower Cam Tracks	NP4-490-12		60
FILL CAM - 16 MM - MDT 25	Lower Cam Tracks	NP4-490-16		60
FILL CAM - 6 MM - MDT 25	Lower Cam Tracks	NP4-490-6		60
FILL CAM - 8 MM - MDT 25	Lower Cam Tracks	NP4-490-8		60
FILL CAM - 18MM - MDT 25	Lower Cam Tracks	NP4-490-18		60
FILL CAM - 14 MM - MDT 25	Lower Cam Tracks	NP4-490-14		60
FILL CAM - 16 MM -EU B	Lower Cam Tracks	NP4-518-16-1		60
FILL CAM - 20 MM - MDT 25	Lower Cam Tracks	NP4-490-20-1		60
FILL CAM - 16 MM - MDT 19	Lower Cam Tracks	NP4-480-16-1		60
FILL CAM - 8 MM - MDT 25	Lower Cam Tracks	NP4-490-8-1		60
FILL CAM - 10 MM -MDT 25	Lower Cam Tracks	NP4-490-10-1		60
FILL CAM - 14 MM - MDT 25	Lower Cam Tracks	NP4-490-14-1		61
FILL CAM - 16 MM - MDT 25	Lower Cam Tracks	NP4-490-16-1		61
FILL CAM - 6MM -MDT 19	Lower Cam Tracks	NP4-480-6-1		61
FILL CAM - 10 MM - MDT 19	Lower Cam Tracks	NP4-480-10-1		61
FILL CAM - 18 MM - MDT 19	Lower Cam Tracks	NP4-480-18-1		61
FILL CAM - 10 MM - EU D	Lower Cam Tracks	NP4-508-10-1		61
FILL CAM - 18 MM -EU D	Lower Cam Tracks	NP4-508-20-1		61
FILL CAM - 10 MM - EU B	Lower Cam Tracks	NP4-518-10-1		61
FILL CAM - 8MM -TSM D	Lower Cam Tracks	NP4-552-8-1		61
FILL CAM - 14 MM -TSM D	Lower Cam Tracks	NP4-552-14-1		61
FILL CAM - 20 MM -TSM D	Lower Cam Tracks	NP4-552-20-1		61
FILL CAM - 18 MM - EU B	Lower Cam Tracks	NP4-518-18-1		61
FILL CAM - 10 MM -TSM B	Lower Cam Tracks	NP4-560-10-1		61
FILL CAM - 14 MM -TSM B	Lower Cam Tracks	NP4-560-14-1		61
FILL CAM - 18 MM -TSM B	Lower Cam Tracks	NP4-560-18-1		61
FILL CAM - 6 MM -TSM B	Lower Cam Tracks	NP4-560-6-1		62
FILL CAM - 12 MM -TSM B	Lower Cam Tracks	NP4-560-12-1		62
FILL CAM - 12 MM - EU D	Lower Cam Tracks	NP4-508-12-1		62

NP-400 (cont.)

Part	Category	Part #	OEM	Page
FILL CAM - 12 MM - EU B	Lower Cam Tracks	NP4-518-12-1		62
FILL CAM - 12 MM - MDT 19	Lower Cam Tracks	NP4-480-12-1		62
FILL CAM - 20 MM -MDT 19	Lower Cam Tracks	NP4-480-20-1		62
FILL CAM - 14 MM - EU D	Lower Cam Tracks	NP4-508-14-1		62
FILL CAM - 8 MM- EU B	Lower Cam Tracks	NP4-518-8-1		62
FILL CAM - 14 MM -EU B	Lower Cam Tracks	NP4-518-14-1		62
FILL CAM - 6 MM -MDT 25	Lower Cam Tracks	NP4-490-6-1		62
FILL CAM - 6 MM -EU B	Lower Cam Tracks	NP4-518-6-1		62
FILL CAM - 10MM-TSM D	Lower Cam Tracks	NP4-552-10-1		62
FILL CAM - 16 MM - TSM D	Lower Cam Tracks	NP4-552-16-1		62
FILL CAM - 6MM - TSM D	Lower Cam Tracks	NP4-552-6-1		62
FILL CAM - 12 MM - TSM D	Lower Cam Tracks	NP4-552-12-1		62
FILL CAM - 6 MM -EU D	Lower Cam Tracks	NP4-508-6-1		63
FILL CAM - 18 MM -MDT 25	Lower Cam Tracks	NP4-490-18-1		63
FILL CAM - 8 MM -MDT 19	Lower Cam Tracks	NP4-480-8-1		63
FILL CAM - 14 MM - MDT 19	Lower Cam Tracks	NP4-480-14-1		63
FILL CAM - 12 MM -MDT 25	Lower Cam Tracks	NP4-490-12-1		63
FILL CAM - 18 MM - TSM D	Lower Cam Tracks	NP4-552-18-1		63
FILL CAM - 8 MM - TSM B	Lower Cam Tracks	NP4-560-8-1		63
FILL CAM - 16 MM -TSM B	Lower Cam Tracks	NP4-560-16-1		63
FILL CAM - 8 MM -EU D	Lower Cam Tracks	NP4-508-8-1		63
FILL CAM - 16 MM - EU D	Lower Cam Tracks	NP4-508-16-1		63
FILL CAM - 18 MM -EU D	Lower Cam Tracks	NP4-508-18-1		63
INSTRUMENTED EJECTION CAM	Lower Cam Tracks	NP4-2-B/STG2		63
INSTRUMENTED EJECTION CAM	Lower Cam Tracks	NP4-2-D/STG2		63
12MM FILL CAM - MDT-19 ASSEMBLY	Lower Cam Tracks	NP4-480-12		63
14MM FILL CAM - MDT-19 ASSEMBLY	Lower Cam Tracks	NP4-480-14		63
16MM FILL CAM - MDT-19 ASSEMBLY	Lower Cam Tracks	NP4-480-16		64
18MM FILL CAM - MDT- 19 ASSEMBLY	Lower Cam Tracks	NP4-480-18		64
6MM FILL CAM - MDT-19 ASSEMBLY	Lower Cam Tracks	NP4-480-6		64
8MM FILL CAM - MDT-19 ASSEMBLY	Lower Cam Tracks	NP4-480-8		64
10MM FILL CAM - EU "D"	Lower Cam Tracks	NP4-508-10-1-F		64
10MM FILL CAM - EU "D" ASSEMBLY	Lower Cam Tracks	NP4-508-10-F		64
12MM FILL CAM - EU "D"	Lower Cam Tracks	NP4-508-12-1-F		64
12MM FILL CAM - EU "D" ASSEMBLY	Lower Cam Tracks	NP4-508-12-F		64
14MM FILL CAM - EU "D"	Lower Cam Tracks	NP4-508-14-1-F		64
14MM FILL CAM - EU "D" ASSEMBLY	Lower Cam Tracks	NP4-508-14-F		64
16MM FILL CAM - EU "D"	Lower Cam Tracks	NP4-508-16-1-F		64
16MM FILL CAM - EU "D" ASSEMBLY	Lower Cam Tracks	NP4-508-16-F		64
18MM FILL CAM - EU "D"	Lower Cam Tracks	NP4-508-18-1-F		64
18MM FILL CAM - EU "D" ASSEMBLY	Lower Cam Tracks	NP4-508-18-F		64
20MM FILL CAM - EU "D"	Lower Cam Tracks	NP4-508-20-1-F		64
20MM FILL CAM - EU "D" ASSEMBLY	Lower Cam Tracks	NP4-508-20-F		65
6MM FILL CAM - EU "D"	Lower Cam Tracks	NP4-508-6-1-F		65
6MM FILL CAM - EU "D" ASSEMBLY	Lower Cam Tracks	NP4-508-6-F		65
8MM FILL CAM - EU "D"	Lower Cam Tracks	NP4-508-8-1-F		65
8MM FILL CAM - EU "D" ASSEMBLY	Lower Cam Tracks	NP4-508-8-F		65
10MM FILL CAM - TSM "D"	Lower Cam Tracks	NP4-552-10-1-F		65
12MM FILL CAM - TSM "D"	Lower Cam Tracks	NP4-552-12-1-F		65
14MM FILL CAM - TSM "D"	Lower Cam Tracks	NP4-552-14-1-F		65
16MM FILL CAM - TSM "D"	Lower Cam Tracks	NP4-552-16-1-F		65
18MM FILL CAM - TSM "D"	Lower Cam Tracks	NP4-552-18-1-F		65
20MM FILL CAM - TSM "D"	Lower Cam Tracks	NP4-552-20-1-F		65
6MM FILL CAM - TSM "D"	Lower Cam Tracks	NP4-552-6-1-F		65
6MM FILL CAM - TSM "D" ASSEMBLY	Lower Cam Tracks	NP4-552-6-F		65
8MM FILL CAM - TSM "D"	Lower Cam Tracks	NP4-552-8-1-F		65
8MM FILL CAM - TSM "D" ASSEMBLY	Lower Cam Tracks	NP4-552-8-F		65
10MM FILL CAM - TSM "B"	Lower Cam Tracks	NP4-560-10-1-F		66
10MM FILL CAM - TSM "B" ASSEMBLY	Lower Cam Tracks	NP4-560-10-F		66
12MM FILL CAM - TSM "B"	Lower Cam Tracks	NP4-560-12-1-F		66
14MM FILL CAM - TSM "B"	Lower Cam Tracks	NP4-560-14-1-F		66
8MM FILL CAM	Lower Cam Tracks	NP4-560-8-1-F		66
8MM FILL CAM - TSM "B" ASSEMBLY	Lower Cam Tracks	NP4-560-8-F		66
PRESSURE SPRING - 'D' PRESSES (10TON)	Pressure Rolls & Components	NP4-314		66
VACUUM HOSE	Product Control	NP-VACH4		66
RECIRCULATION PICK-UP SCRAPER	Product Control	NP4-645/A		66
ROTARY FEEDER ASSEMBLY	Product Control	NP4-675/1		66
STUD FOR TABLET TAKE OFF	Product Control	NP4-22/1		66
FEEDER PADDLE SEAL	Product Control	NP4-VA-105		66
VACUUM VENT	Product Control	2016K26		66

NP-400 (cont.)

Part	Category	Part #	OEM	Page
FEEDER PAN - HIGH VOLUME	Product Control	NP4-675-1-HV		66
FEEDER PAN - HIGH VOLUME	Product Control	NP4-675-1-HV2		66
FEEDER PAN - HIGH VOLUME	Product Control	NP4-675-1-HV2/1		67
FEEDER PAN - HIGH VOLUME - PLASTIC	Product Control	NP4-675-1-HV2/1-D		67
FEEDER PAN - SINGLE PADDLE - PLASTIC	Product Control	NP4-675-1-HV2/1-SP		67
INSERT FOR FEEDER PAN - HIGH VOLUME	Product Control	NP4-675-28-HV2/1		67
FEEDER PADDLE - HIGH VOLUME - PLOW LEFT	Product Control	NP4-675-5-HV-8D/PL		67
FEEDER PADDLE - HIGH VOLUME - PLOW RIGHT	Product Control	NP4-675-5-HV-8D/PR		67
28 STATION TURRET - B TOOLING #2 DIE	Turrets	NP4-28T		67
20 STATION TURRET ASSEMBLY	Turrets	NP-20T/A		67
22 STATION TURRET	Turrets	NP4-22T		67
25 STATION TURRET ASSEMBLY	Turrets	NP4-25T/A-KIT		67
20 STATION TURRET ASSEMBLY	Turrets	NP4-20T/A-KIT		67
22 STATION TURRET ASSEMBLY*	Turrets	NP4-22T/A		67
28 STATION TURRET ASSEMBLY*	Turrets	NP4-28T/A		67
32 STATION TURRET ASSEMBLY*	Turrets	NP4-32T/A		67
INSERT IN HIGH LEVEL CAM - MDT-19	Upper Cam Tracks	NP4-487		67
HIGH LEVEL CAM TRACK - MDT 25	Upper Cam Tracks	NP4-496		68
HIGH LEVEL CAM TRACK - MDT-19	Upper Cam Tracks	NP4-486		68
INSERT IN HIGH LEVEL CAM - MDT-25	Upper Cam Tracks	NP4-497		68
LUBE FELT HOLDER - MDT 25	Upper Cam Tracks	NP4-498-1		68
20 MM FLIGHT CONTROL CAM	Upper Cam Tracks	NP4-492		68
UPPER LIFTING CAM - MDT 25	Upper Cam Tracks	NP4-499		68
UPPER LOWERING CAM MDT 25	Upper Cam Tracks	NP4-498		68
WIPING FELT - MDT-19	Upper Cam Tracks	NP4-488-2		68
UPPER LOWERING CAM - MDT-19	Upper Cam Tracks	NP4-488		68
LUBE FELT HOLDER - MDT-19	Upper Cam Tracks	NP4-488-1		68
WIPING FELT - MDT-19	Upper Cam Tracks	NP4-188-2		68
UPPER LIFTING CAM - MDT-19	Upper Cam Tracks	NP4-489		68
WIPING FELT - MDT-25	Upper Cam Tracks	NP4-498-2		68
WIPING FELT - EU B	Upper Cam Tracks	NP4-520-2		68

NP-500

Part	Category	Part #	OEM	Page
ANGULAR CONTACT BEARING	Drive Components	S35-132		69
DRIVE PULLEY BUSHING	Drive Components	NP5-018-B		69
BEARING ROLLER	Drive Components	S35-102		69
DRIVE PULLEY	Drive Components	S35-021		69
RING GEAR	Drive Components	S35-858		69
DRIVE PULLEY	Drive Components	NP5-018		69
DRIVE BELT	Drive Components	NP5-043		69
RETAINING PLATE - WORM SHAFT	Drive Components	NP5-085		69
WORMSHAFT BEARING PLATE	Drive Components	NP5-158		69
WORM SHAFT COVER	Drive Components	NP5-228		69
OIL SEAL - ENCODER ADAPTER	Drive Components	NP5-228-OS		69
WORM SHAFT	Drive Components	NP5-311		69
DRIVEN PULLEY	Drive Components	NP5-490		69
WORM SHAFT BRACKET	Drive Components	NP5-491		69
TENSIONER BRACKET	Drive Components	NP5-602		69
FRONT WORM SHAFT - THICKNESS CONTROL	Drive Components	NP5-824F		70
REAR WORM SHAFT - THICKNESS CONTROL	Drive Components	NP5-824R		70
ROLLER BEARING SHIM PACK	Drive Components	NP5-846		70
BELT TENSIONER	Drive Components	NP5-893		70
IDLER PULLEY	Drive Components	NP5-894		70
TORQUE INSERT	Drive Components	NP5-FC1-30-1		70
RATCHET WRENCH	Drive Components	S35-028		70
CRANK PIN SCREW	Drive Components	S35-031		70
RADIAL BALL BEARING REAR- CLUTCH SIDE	Drive Components	S35-190		70
SEAL CARRIER - WORM DRIVE ASSEMBLY	Drive Components	S35-244		70
CRANK PIN	Drive Components	S35-290		70
O RING FOR WORMSHAFT HOUSING COVER	Drive Components	S35-31		70
CRANK PIN WASHER	Drive Components	S35-327		70
BEARING FOR WORMSHAFT BEARING PLATE	Drive Components	S35-611		70
CRANK PIN NUT	Drive Components	S35-008		70
OIL SEAL - MAIN DRIVE WORM SHAFT	Drive Components	S35-782		71
DOOR HOLDER	Guarding	S-121		71
GAS CYLINDER BRACKET - BOTTOM	Guarding	S-188		71
COVER PLATE	Guarding	S35-017		71

NP-500 (cont.)

Part	Category	Part #	OEM	Page
VIBRATION ISOLATOR	Guarding	S35-107		71
ACCESS COVER	Guarding	S35-151		71
ACCESS COVER GASKET	Guarding	S35-234		71
UPPER FRAME COVER	Guarding	S35-36		71
UPPER FRAME COVER PLUG - 1"-8 x 1.5"	Guarding	S35-36-1		71
INSPECTION COVER - REAR	Guarding	S35-451		71
INSPECTION COVER GASKET - REAR	Guarding	S35-452		71
INSPECTION COVER - SIDE	Guarding	S35-475		71
INSPECTION COVER GASKET - SIDE	Guarding	S35-476		71
APRON SEAL KEEPER, R.F &L.R	Guarding	S-418		71
GAS CYLINDER	Guarding	S-802		71
GAS CYLINDER BRACKET -TOP	Guarding	S-88		72
HYDRAULIC FILTER ELEMENT	Hydraulic & Lubrication Components	FLT-10		72
LUBRICATION FILTER ELEMENT	Hydraulic & Lubrication Components	FLT-25		72
GREASE TUBE ASSEMBLY	Hydraulic & Lubrication Components	NP5-GTA		72
SPOUT COUPLING	Hydraulic & Lubrication Components	NP5-111		72
OIL RESERVOIR	Hydraulic & Lubrication Components	S35-632		72
PISTON	Hydraulic & Lubrication Components	NP5-513		72
LOWER ROLL SHAFT OIL PLUG	Hydraulic & Lubrication Components	NP5-568-P		72
OIL RESERVOIR DRAIN ELBOW	Hydraulic & Lubrication Components	NP5-632-1		72
OIL RESERVOIR ASSEMBLY	Hydraulic & Lubrication Components	NP5-632/A		72
HYDRAULIC HOSE KIT	Hydraulic & Lubrication Components	NP5-HLU-1		72
OIL LEVEL WINDOW	Hydraulic & Lubrication Components	S-165		72
OIL SEAL - END PLATE	Hydraulic & Lubrication Components	S35-026		72
WORM SPLASH GUARD	Hydraulic & Lubrication Components	S35-4		72
SUMP CLEAN-OUT BEZEL	Hydraulic & Lubrication Components	S35-962		72
OIL RESERVOIR GASKET	Hydraulic & Lubrication Components	S35-972		73
OIL SEAL FOR PADDLES	Hydraulic & Lubrication Components	S35-FC1-36		73
PISTON & SPINDLE CAP O'RING (NEW STYLE)	Hydraulic & Lubrication Components	S35-022		73
SUMP CLEAN-OUT COVER	Hydraulic & Lubrication Components	S35-701		73
SUMP CLEAN-OUT GASKET	Hydraulic & Lubrication Components	S35-702		73
LOWER PULL DOWN CAM TIGHT PUNCH 1-3/8 FILL	Lower Cam Tracks	NP5-864-138		73
NON DROP CAM PLATE	Lower Cam Tracks	NP5-316-1		73
HOLD DOWN INSERT - 33 STATION	Lower Cam Tracks	S35-706/2		73
EJECTION CAM - STRAIN GAGED W/ CERT OF CALIB.	Lower Cam Tracks	NP5-2		73
EJECTION CAM	Lower Cam Tracks	NP5-2/1		73
EJECTION CAM -BRONZE	Lower Cam Tracks	NP5-2/1B		73
EJECTION CAM BASE	Lower Cam Tracks	NP5-2-1		73
WEAR BLOCK	Lower Cam Tracks	NP5-2-2		73
NON DROP SUPPORT ASSEMBLY	Lower Cam Tracks	NP5-316		73
NON DROP SUPPORT BLOCK	Lower Cam Tracks	NP5-316-2		73
NON DROP CAM SUPPORT	Lower Cam Tracks	NP5-401		74
LOWER PULL DOWN CAM 11/16 FILL - TIGHT PUNCH	Lower Cam Tracks	NP5-864-69		74
LOWER PULL DOWN CAM 7/8 FILL-TIGHT PUNCH	Lower Cam Tracks	NP5-864-88		74
LOWER PULL DOWN CAM TIGHT PUNCH (7/8" FILL)-LUB.	Lower Cam Tracks	NP5-864-88/L		74
ANTI-FLIGHT CAM - EJECTION (45 STATION)	Lower Cam Tracks	S35-2/1		74
ANTI-FLIGHT CAM - EJECTION (33 STATION)	Lower Cam Tracks	S35-2/2		74
LOWER PUNCH TAKE OUT	Lower Cam Tracks	S35-548		74
LEVELING ECCENTRIC	Lower Cam Tracks	S35-575		74
HOLD-DOWN INSERT- 45 STATION	Lower Cam Tracks	S35-706		74
LOWER PUNCH TAKE-OUT STUD ASSEMBLY	Lower Cam Tracks	S35-760		74
LOWER PULL-DOWN CAM (1-3/8" FILL)	Lower Cam Tracks	S35-864-138		74
LOWER PULL-DOWN CAM (11/16 FILL)	Lower Cam Tracks	S35-864-69		74
LOWER PULL-DOWN CAM (7/8" FILL)	Lower Cam Tracks	S35-864-88		74
LOWER PULL DOWN CAM 1-3/8 FILL 33 STATION	Lower Cam Tracks	S35-865-138		74
LOWER PULL DOWN CAM - 11/16 FILL 33 STATION	Lower Cam Tracks	S35-865-69		74
LOWER PULL DOWN CAM - 7/8 FILL 33 STATION	Lower Cam Tracks	S35-865-88		75
INSERT CAM (1-3/8" FILL)	Lower Cam Tracks	S35-873-138		75
INSERT CAM (11/16" FILL)	Lower Cam Tracks	S35-873-69		75
INSERT CAM (7/8" FILL)	Lower Cam Tracks	S35-873-88		75
DRIVE SHAFT SAFETY COVER	Lower Guarding	S-881		75
LOWER GUARD PLATE	Lower Guarding	S-816		75
SAFETY CLIP	Lower Guarding	S-802-C		75
DOOR MOUNTED ACTUATOR	Lower Guarding	S35-002		75
PRESSURE SWITCH	Lower Guarding	S-122		75
CLAMP, GAS CYLINDER BRACKET	Lower Guarding	S-054/1		75
HINGE - RIGHT HAND ASSEMBLY	Lower Guarding	S-060		75
VERTICAL SUPPORT BLOCK	Lower Guarding	S-047		75
LOWER ECCENTRIC TAKE OUT PROX SWITCH SPACER	Lower Guarding	NP5-568-B3		75
LUBE DISTRIBUTION PLATE	Lower Guarding	NP5-LDP		75

NP-500 (cont.)

Part	Category	Part #	OEM	Page
GAS CYLINDER BRACKET CLAMP	Lower Guarding	S-188-1		75
BRACKET, DOOR HOLDER	Lower Guarding	S-811		76
COVER PLATE FINISH STRIP	Lower Guarding	S35-561		76
OIL DRIP RECEIVER COVER	Main Frame Assemblies	NP5-26-ODR-2		76
OIL DRIP RECEIVER TRAY	Main Frame Assemblies	NP5-26-ODR-1		76
UPPER FRAME PROXIMITY BRACKET	Main Frame Assemblies	NP5-26-B3		76
OIL DRIP RECEIVER	Main Frame Assemblies	NP5-26-ODR		76
MACHINE PALLET VIBRATION LEVELING PAD SS	Main Frame Assemblies	NP-LVDP2		76
END PLATE	Pressure Rolls & Components	NP5-343		76
THICKNESS SPIRAL BEVEL GEAR	Pressure Rolls & Components	NP5-003		76
ROLL SHAFT SLEEVE	Pressure Rolls & Components	NP5-039-RSS		76
THICKNESS CONTROL SPIRAL BEVEL PINION	Pressure Rolls & Components	NP5-112		76
RETAINING RING, EXTERNAL	Pressure Rolls & Components	NP5-123		76
UPPER ECCENTRIC ROLL PIN	Pressure Rolls & Components	NP5-348/1		76
LOWER ROLL THRUST PLATE	Pressure Rolls & Components	NP5-486		76
LEFT SIDE TABLETHICKNESS SERVO BRACKET	Pressure Rolls & Components	NP5-568-B1		76
TABLETTHICKNESS FRONT SERVO BRACKET	Pressure Rolls & Components	NP5-568-B2		77
LOADING CRANK STRAIN GAGED w/CERT OF CALIB.	Pressure Rolls & Components	NP5-647		77
UPPER ROLL THRUST PLATE	Pressure Rolls & Components	NP5-74		77
UPPER ROLL SIGHT GLASS	Pressure Rolls & Components	NP5-980		77
ENCODER SPACER PLATE	Pressure Rolls & Components	NP5-ES1		77
ROLL SHAFT ADAPTER	Pressure Rolls & Components	NP5-RSA1		77
LOWER ROLL SHAFT	Pressure Rolls & Components	S-039		77
UPPER FRAME OIL SEAL - UPPER ROLL PIN	Pressure Rolls & Components	S-277		77
HANDLE END CAP	Pressure Rolls & Components	S-343-H		77
LOWER ROLL SHAFT BUSHING	Pressure Rolls & Components	S35-134		77
UPPER ROLL SHAFT KEY	Pressure Rolls & Components	S35-181		77
O RING LOWER ROLL SHAFT CARRIER #227	Pressure Rolls & Components	S35-240		77
WORM GEAR FOR LOWER ROLL SHAFT (SM BORE)	Pressure Rolls & Components	S35-248/1		77
UPPER ROLL SHAFT O-RING	Pressure Rolls & Components	S35-34		77
LOADING BEAM	Pressure Rolls & Components	S35-474		77
LOADING BEAM INSERT	Pressure Rolls & Components	S35-492		78
PRESSURE SPRING	Pressure Rolls & Components	S35-493		78
UPPER PUNCH ADJ. SCREW EARLY MOD. (SHORT)	Pressure Rolls & Components	S35-55		78
PRESSURE COLUMN GUIDE	Pressure Rolls & Components	S35-847		78
NARROW INNER BEARING FOR END CAP	Pressure Rolls & Components	S35-910		78
WIDE OUTER BEARING FOR ENDCAP	Pressure Rolls & Components	S35-910/1		78
CENTER AND OUTER BEARING FOR UPPER ROLL PIN	Pressure Rolls & Components	S35-911		78
SPACER, UPPER PUNCH ADJUSTING SCREW	Pressure Rolls & Components	S-500		78
UPPER OR LOWER PRESSURE ROLL W/O BEARING	Pressure Rolls & Components	SG-513		78
BEARING FOR PRESSURE ROLL	Pressure Rolls & Components	SG-513-BRG		78
SNAP RING FOR PRESSURE ROLL BEARING	Pressure Rolls & Components	SG-513-SR		78
UPPER PRESSURE ROLL BEARING STYLE (LATE MODEL) ASM	Pressure Rolls & Components	S-044/A		78
LOWER PRESSURE ROLL BEARING STYLE (LATE MODEL) ASM	Pressure Rolls & Components	S-045/A		78
FEEDER COVER	Product Control	NP5-FC1-2		78
FEEDER GEAR COVER	Product Control	S35-FC1-4		78
HOPPER -OLD STYLE	Product Control	NP5-444-1		79
SENSOR WINDOW - HOPPER	Product Control	NP5-444-4		79
PUNCH SEAL - NBR	Product Control	NP-1125-NBR		79
3" SANITARY SILICONE GASKET	Product Control	NP5-275		79
TABLET CHUTE REJECT ASSEMBLY	Product Control	NP5-408		79
REJECT CHUTE COVER	Product Control	NP5-408-12		79
HOPPER ASSEMBLY - OLD STYLE GUARDS	Product Control	NP5-444		79
HOPPER ASSEMBLY NEW STYLE	Product Control	NP5-444/2		79
3" BUTTERFLY VALVE	Product Control	NP5-496		79
3" QUICK SANITARY CLAMP	Product Control	NP5-496-1		79
FEEDER ASSEMBLY	Product Control	NP5-FC1		79
SCRAPER BRACKET	Product Control	NP5-FC1-1-1		79
TABLET TAKE OFF ASSEMBLY - S.S.	Product Control	NP5-FC1-25		79
TABLET TAKE OFF COVER	Product Control	NP5-FC1-25-2		79
RETURN SCRAPER	Product Control	NP5-FC1-26		79
RECIRCULATING CHANNEL	Product Control	NP5-FC1-37		80
RECIRCULATING CHANNEL BRACKET	Product Control	NP5-FC1-38		80
RECIRCULATION CHANNEL STAND-OFF	Product Control	NP5-FC1-39		80
RECIRCULATING BAND INSERT	Product Control	NP5-FC1-41		80
RECIRCULATION CHANNEL STRIP	Product Control	NP5-FC1-41-P		80
UPPER RECIRCULATION CHANNEL-LUBRICATED	Product Control	NP5-FC1-42		80
TAIL OVER DIE	Product Control	NP5-FC1-43		80
SPRING ON TAIL OVER DIE	Product Control	NP5-FC1-44		80
FEEDER MOTOR COUPLING DISC. SEE NP5-FC1-MC2	Product Control	NP5-FC1/MC2		80

NP-500 (cont.)

Part	Category	Part #	OEM	Page
TAKE-OUT CAM ASSEMBLY	Product Control	NP5-TOC		80
TABLET TAKE OFF BASE	Product Control	NP5-TTO-1		80
OUTER TABLET RECIRCULATION BAND	Product Control	NP5-UGS-9-10		80
INNER COVERTOP STRIP	Product Control	NP5-UGS-9-3		80
INNER COVERTOP STRIP - PEEK	Product Control	NP5-UGS-9-3-P		80
INNER COVER BRACKET	Product Control	NP5-UGS-9-5		80
INNER COVER BRACKET WITH SCRAPER	Product Control	NP5-UGS-9-6		81
INNER COVER SCRAPER RUBBER	Product Control	NP5-UGS-9-7		81
INNER COVER SCRAPER	Product Control	NP5-UGS-9-8		81
INNER COVER SCRAPER - PEEK	Product Control	NP5-UGS-9-8-P		81
LOADING COLUMN	Product Control	S35-326		81
FEED FRAME SCRAPE-OFF	Product Control	S35-35		81
KEYED SLIDER PLATE	Product Control	S35-400		81
FEEDER BOWL	Product Control	S35-427/1		81
VACUUM MANIFOLD - COMPLETE ASSEMBLY	Product Control	S35-439/A		81
FEEDER PAN	Product Control	S35-FC1-1		81
PADDLE SHAFT	Product Control	S35-FC1-10		81
FEEDER PADDLE LARGE	Product Control	S35-FC1-11		81
FEEDER PADDLE LARGE - STAINLESS	Product Control	S35-FC1-11-SS		81
SMALL FEEDER PADDLE	Product Control	S35-FC1-12		81
FEEDER PADDLE SMALL - STAINLESS	Product Control	S35-FC1-12-SS		81
SCRAPER	Product Control	S35-FC1-13		82
KNURLED HANDLE ADJUSTING KNOB	Product Control	S35-FC1-15		82
ADJUSTING SCREW	Product Control	S35-FC1-16		82
WASHER BRASS	Product Control	S35-FC1-17		82
GEAR SHAFT	Product Control	S35-FC1-18		82
40 TOOTH STEEL SPUR GEAR	Product Control	S35-FC1-19		82
INPUT SHAFT BUSHING	Product Control	S35-FC1-20		82
BUSHING	Product Control	S35-FC1-21		82
FEEDER COVER WINDOW	Product Control	S35-FC1-22		82
BUSHING	Product Control	S35-FC1-23		82
SPRING	Product Control	S35-FC1-24		82
SPRING	Product Control	S35-FC1-24A		82
TABLET TAKE OFF - BRASS	Product Control	S35-FC1-25		82
35 TOOTH STEEL GEAR	Product Control	S35-FC1-29		82
DRIVE SHAFT COUPLING	Product Control	S35-FC1-30		82
DRIVE SHAFT	Product Control	S35-FC1-32		83
WEAR STRIP SET	Product Control	S35-FC1-WST		83
FEED FRAME LEVELING SCREW	Product Control	S-479		83
SCRAPER SPRING	Product Control	SP-8		83
DETENT - HOPPER SENSOR	Product Control	NP5-444-3		83
THREADED SLEEVE-HOPPER	Product Control	NP5-444-2		83
FEEDER PADDLE - LARGE W/PLOW	Product Control	S35-FC1-11-DP		83
FEEDER PADDLE - SMALL W/PLOW	Product Control	S35-FC1-12-DP		83
FEEDER COVER	Product Control	S35-FC1-2		83
WORM - THICKNESS CONTROL	Thickness/Hardness Components	S35-247		83
DIE LOCK SCREW	Turret Hardware	DL-91		83
SCRAPER SEAL - 1-1/8" ID	Turret Hardware	N-1125		83
SCRAPER SEAL 1.125	Turret Hardware	NP-1125		83
ROLLER BEARING AND RACE (SEE S35-646/1 & /2)	Turret Hardware	S35-646		83
SPINDLE - EARLY MODEL	Turret Hardware	S35-633		83
SPINDLE - LATE MODEL	Turret Hardware	S35-633/6		84
CP STYLE PISTON SEAL	Turret Hardware	NP5-022		84
SPRING, LOWER PUNCH SUPPORT	Turret Hardware	S-115		84
LOADING BEAM PIN	Turret Hardware	S35-011/B		84
SPINDLE CAP GASKET	Turret Hardware	S35-012		84
SPINDLE AIR BLEED O-RING	Turret Hardware	S35-088		84
O-RING FOR SPINDLE O.D.	Turret Hardware	S35-28		84
SPRING GUIDE	Turret Hardware	S35-512		84
SPINDLE BEARING	Turret Hardware	S35-646-1		84
RACE FOR SPINDLE BEARING	Turret Hardware	S35-646-2		84
SPINDLE CAP - LATE MODEL	Turret Hardware	S35-835		84
SPINDLE CLAMP RING	Turret Hardware	S35-837		84
SET SCREW, LOWER PUNCH SUPPORT	Turret Hardware	S-4		84
45 STATION TURRET	Turrets	NP5-45T		84
UPPER LOWERING CAM - 33 STATION (EARLY MODEL)	Upper Cam Tracks	S35-823/1		84
ANTI-FLIGHT RAIL	Upper Cam Tracks	NP5-023		85
UPPER RAISING CAM - 45 STATION (EARLY MODEL)	Upper Cam Tracks	S35-822		85
UPPER RAISING CAM - 33 STATION (EARLY MODEL)	Upper Cam Tracks	S35-822/1		85
UPPER RAISING CAM - 33 STATION (LATE MODEL)	Upper Cam Tracks	S35-822/2		85

NP-500 (cont.)

Part	Category	Part #	OEM	Page
UPPER RAISING CAM - 45 STATION (LATE MODEL)	Upper Cam Tracks	S35-822/6		85
UPPER LOWERING CAM - 45 STATION (LATE MODEL)	Upper Cam Tracks	S35-823		85
UPPER LOWERING CAM - 33 STATION (LATE MODEL)	Upper Cam Tracks	S35-823/2		85
UPPER LOWERING CAM - 45 ST. ELY MOD GRAV. FEED.	Upper Cam Tracks	S35-823/3		85
DWELL CAM - 45 STATION	Upper Cam Tracks	S35-890		85
DWELL CAM - 33 STATION	Upper Cam Tracks	S35-890/1		85
HANDLE STYLE CAM LATCH - RIGHT	Upper Guarding	GH2		85
HINGE - LEFT HAND ASSEMBLY	Upper Guarding	S-059		85
UPPER GUARD SET END CAP	Upper Guarding	S-UGS-ENDS		85
UPPER GUARD SET COMPLETE - 328 NEW STYLE	Upper Guarding	S-UGS1		85
VACUUM NOZZLE	Vacuum	NP5-885		85
INNER COVER BOTTOM STRIP	Vacuum	NP5-UGS-9-4		86
INNER COVER BOTTOM STRIP - PEEK	Vacuum	NP5-UGS-9-4-P		86
MANIFOLD S.S.	Vacuum	S35-989		86
VACUUM MANIFOLD BRACKET - LEFT	Vacuum	S35-436		86
MANIFOLD RING - VACUUM	Vacuum	S35-439		86
TRANSITION - VACUUM MANIFOLD RING	Vacuum	S35-443		86
VACUUM MANIFOLD BRACKET - RIGHT	Vacuum	S35-438		86
WEIGHT ADJUSTER CAM	Weight Adjusting Components	NP5-916B		86
WEIGHT ADJUSTER PROXIMITY BRACKET	Weight Adjusting Components	NP5-27		86
PROXIMITY STOP	Weight Adjusting Components	NP5-28		86
WEIGHT ADJUSTER BODY	Weight Adjusting Components	NP5-319		86
WEIGHT ADJUSTER SIDE PLATE FOR AB MOTOR	Weight Adjusting Components	NP5-372		86
WEIGHT ADJUSTER BEVEL PINION	Weight Adjusting Components	NP5-373		86
PROXY BRACKET-TABLET THICKNESS	Weight Adjusting Components	NP5-568-B4		86
WEIGHT ADJUSTER ASSEMBLY	Weight Adjusting Components	NP5-916		86
WEIGHT ADJUSTER LEAD SCREW	Weight Adjusting Components	NP5-916A		87
ADJUSTING SCREW LOCK NUT	Weight Adjusting Components	S35-011/A		87
WEIGHT ADJUSTER BOTTOM PLATE	Weight Adjusting Components	S35-320		87
WEIGHT ADJUSTER BEVEL GEAR	Weight Adjusting Components	S35-374		87

NP-P20

Part	Category	Part #	OEM	Page
DIE HOLDER SCREW LOCK	Miscellaneous	RD2-027		88
DIE-LESS TOOL SET BLANK DIE	Miscellaneous	RD1-032-BLNK		88
LOWER PUNCH RETAINER DS3 CORE ROD	Miscellaneous	RD1-034/4-CR		88
LOWER PUNCH RETAINER "D" IN DS3 CORE ROD	Miscellaneous	RD1-034/5-CR		88
DS3 LOAD CELL SPACER DISC	Miscellaneous	RD1-048/1		88
CORE-ROD BRACKET FRONT - DS3	Miscellaneous	RD1-049-CRDS		88
CORE-ROD BRACKET REAR - DS3	Miscellaneous	RD1-050-CRDS		88
UPPER PUNCH HOLDER - "B" IN DS3	Miscellaneous	RD10A-019-4		88
UPPER PUNCH PRESSURE PIECE - BASE DS3	Miscellaneous	RD1A-018/2-1		88
UPPER PUNCH HOLDER - DS3	Miscellaneous	RD1A-019-2		88
UPPER PUNCH HOLDER - "D" IN DS3	Miscellaneous	RD1A-019-3		88
UPPER PUNCH HOLDER - "B" IN DS3	Miscellaneous	RD1A-019-4		88
LOWER PUNCH HOLDER - DS3	Miscellaneous	RD2-033/2		88
LOWER PUNCH GUIDE KEY	Miscellaneous	RD2-033/2-K		88
WEIGHT ADJUST FIXED BLOCK - 1-1/16 FILL	Miscellaneous	RD2-035/1		88
FILL WASHER - 7/8	Miscellaneous	RD2-035/1-FW1		89
FILL WASHER - 3/4	Miscellaneous	RD2-035/1-FW2		89
DS3 DIE HOLDER	Tooling Components	RD1-032-4		89

NP-RD10/10A

Part	Category	Part #	OEM	Page
EJECTION LEVER	Frame	RD1-023		90
EJECTION SHAFT	Frame	RD1-022		90
INDICATOR BRACKET	Frame	RD1-030		90
DIGITAL DIAL INDICATOR	Frame	RD1-003		90
LOWER BACK COVER	Guards	RD1-004-1		90
UPPER BACK COVER	Guards	RD1-004/2		90
UPPER BACK COVER	Guards	RD1-004-2		90
TOP COVER	Guards	RD1-039		90
UPPER LEXAN GUARD	Guards	RD1-005		90
FRONT COVER	Guards	RD1-002		90
BACK COVER	Guards	RD1-004		90

NP-RD10/10A (cont.)

Part	Category	Part #	OEM	Page
UPPER LEXAN GUARD	Guards	RD1-005/1		90
LOWER BACK COVER	Guards	RD1A-004-1		90
UPPER FRAME COVER	Guards	RD1A-039		90
98 KILONEWTN (KN) GAUGE- DIGITAL	Hydraulic & Lubrication Components	RD1-GA5		90
ELBOW ADAPTER	Hydraulic & Lubrication Components	RD1-047		91
HYDRAULIC HOSE	Hydraulic & Lubrication Components	RD1-016		91
RAM LOCKNUT	Hydraulic & Lubrication Components	RD1-042		91
3/8 PIPE NIPPLE	Hydraulic & Lubrication Components	RD1-043		91
3/8 90 DEG PIPE ADAPTER	Hydraulic & Lubrication Components	RD1-044		91
HAND HYDR. PUMP	Hydraulic & Lubrication Components	RD1-045		91
10 TON CYLINDER	Hydraulic & Lubrication Components	RD1-046		91
1/2 MALE 1/4 FEMALE PIPE HEX BUSHING 3000PSI	Hydraulic & Lubrication Components	RD1-642		91
GAUGE ADAPTER	Hydraulic & Lubrication Components	RD1-GA1-1		91
10 USTON GAUGE - DIGITAL	Hydraulic & Lubrication Components	RD1-GA2		91
10 METRICTONS GAUGE - DIGITAL	Hydraulic & Lubrication Components	RD1-GA3		91
10,000 LBS GAUGE - DIGITAL	Hydraulic & Lubrication Components	RD1-GA4		91
LOWER PUNCH GUIDE PLATE	Lower Cam Tracks	RD1-021/1		91
DIE-LESSTOOL SET BLANK DIE	Miscellaneous	RD1-032-BLNK		91
LOWER PUNCH RETAINER DS3 CORE ROD	Miscellaneous	RD1-034/4-CR		91
LOWER PUNCH RETAINER "D" In DS3 CORE ROD	Miscellaneous	RD1-034/5-CR		92
LOWER PUNCH RETAINER "B" In DS3 CORE ROD	Miscellaneous	RD1-034/6-CR		92
CORE ROD BRACKET FRONT - DS3	Miscellaneous	RD1-049-CRDS		92
CORE-ROD BRACKET REAR - DS3	Miscellaneous	RD1-050-CRDS		92
UPPER PUNCH HOLDER - "B" IN DS3	Miscellaneous	RD10A-019-4		92
UPPER PUNCH PRESSURE PIECE - BASE - DS3	Miscellaneous	RD1A-018/2-1		92
UPPER PUNCH HOLDER - DS3	Miscellaneous	RD1A-019-2		92
UPPER PUNCH HOLDER - "D" In DS3	Miscellaneous	RD1A-019-3		92
UPPER PUNCH HOLDER - "B" In DS3	Miscellaneous	RD1A-019-4		92
FILL WASHER - 7/8	Miscellaneous	RD2-035/1-FW1		92
FILL WASHER - 3/4	Miscellaneous	RD2-035/1-FW2		92
DIE LOCK SCREW	Tooling Components	DL-75/1		92
DIE LOCK SCREW	Tooling Components	DL-75/2		92
DIE LOCK SCREW	Tooling Components	DL-75/3		92
#2 DIE HOLDER - DEEP FILL	Tooling Components	RD1-032-2-DF		92
#3 DIE HOLDER - DEEP FILL	Tooling Components	RD10-032-3-DF		93
B LOWER PUNCH RETAINER	Tooling Components	RD1-034		93
LOWER PUNCH HOLDER	Tooling Components	RD1-033		93
LOWER PUNCH HOLDER KEY	Tooling Components	RD1-033-K		93
"D" UPPER PUNCH HOLDER	Tooling Components	RD1-019		93
"B" UPPER PUNCH HOLDER	Tooling Components	RD1-019-1		93
UPPER PUNCH GUIDE	Tooling Components	RD1-020		93
#1 DIE HOLDER	Tooling Components	RD1-032-1		93
#2 DIE HOLDER	Tooling Components	RD1-032-2		93
#3 DIE HOLDER	Tooling Components	RD1-032-3		93
DIE HOLDER -F-PRESS SPECIAL	Tooling Components	RD1-032-F		93
"B" LOWER PUNCH RETAINER - NEW STYLE	Tooling Components	RD1-034/2		93
"D" LOWER PUNCH RETAINER - NEW STYLE	Tooling Components	RD1-034/3		93
D LOWER PUNCH RETAINER - DEEP FILL	Tooling Components	RD1-034/3-DF		93
"D" LOWER PUNCH RETAINER	Tooling Components	RD1-034-1		93
B2 SHORT LOWER PUNCH RETAINER	Tooling Components	RD1-034-B2		94
LOWER PUNCH WRENCH	Tooling Components	RD1-038		94
B2 SHORT LOWER SPACER	Tooling Components	RD1-048-B2		94
#3 DIE HOLDER - DEEP FILL	Tooling Components	RD1-032-3-DF		94
DS3 DIE HOLDER	Tooling Components	RD1-032-4		94
1/2" ACME FLANGED NUT MODIFIED	Weight Adjusting Components	RD1-028		94
1/2-10 X 8" ACME THREADED ROD 18-8 S. S.	Weight Adjusting Components	RD1-013		94
INDICATOR ACTUATOR - DEEP FILL	Weight Adjusting Components	RD1-037-DF		94
WEIGHT ADJUST FIXED BLOCK	Weight Adjusting Components	RD1-035		94
INDICATOR ACTUATOR	Weight Adjusting Components	RD1-037		94

NP-RD20

Part	Category	Part #	OEM	Page
UPPER LEXAN GUARD - FRONT	Guarding	RD2-005-F		95
DIE HOLDER SCREW LOCK	Miscellaneous	RD2-027		95
LOWER PUNCH RETAINER DS3 CORE ROD	Miscellaneous	RD1-034/4-CR		95
LOWER PUNCH RETAINER B In DS3 CORE ROD	Miscellaneous	RD1-034/6-CR		95
DS3 LOAD CELL SPACER DISC	Miscellaneous	RD1-048/1		95

NP-RD20 (cont.)

Part	Category	Part #	OEM	Page
CORE-ROD BRACKET REAR - DS3	Miscellaneous	RD1-050-CRDS		95
UPPER PUNCH HOLDER - "B" IN DS3	Miscellaneous	RD10A-019-4		95
UPPER PUNCH PRESSURE PIECE - BASE - DS3	Miscellaneous	RD1A-018/2-1		95
UPPER PUNCH HOLDER - DS3	Miscellaneous	RD1A-019-2		95
UPPER PUNCH HOLDER - "D" IN DS3	Miscellaneous	RD1A-019-3		95
UPPER PUNCH HOLDER - "B" IN DS3	Miscellaneous	RD1A-019-4		95
UPPER PUNCH GUIDE	Miscellaneous	RD2-020-HP		95
LOWER PUNCH HOLDER DS3	Miscellaneous	RD2-033/2		95
LOWER PUNCH GUIDE KEY	Miscellaneous	RD2-033/2-K		95
WEIGHT ADJUST FIXED BLOCK - 1-1/16 FILL	Miscellaneous	RD2-035/1		95
DS3 DIE HOLDER	Tooling Components	RD1-032-4		96

Drive Components



KEYWAY PLUG - 3/16" (TEFLON)
N-316 | OEM: N/A

Drive Components



MOTOR PULLEY BUSHING
NP1-PLY2/B | OEM: N/A

Drive Components

PHOTO NOT AVAILABLE

REAR DRIVE ASSEMBLY
NP1-40/A | OEM: N/A

Drive Components



COMPLETE CLUTCH ASSEMBLY
SC-AB | OEM: N/A

Drive Components



HANDWHEEL - 1 1/16" BORE
SB2-043 | OEM: N/A

Drive Components

PHOTO NOT AVAILABLE

SPEED CONTROL ASSEMBLY
SB2-992/A | OEM: N/A

Drive Components

PHOTO NOT AVAILABLE

MOTOR MOUNT ASSEMBLY
SB2-MMA | OEM: N/A

Drive Components



REAR DRIVE ASSEMBLY
SB2-40/A | OEM: N/A

Drive Components



DRIVE SHAFT
NP1-401 | OEM: N/A

Drive Components



DRIVE SHAFT COLLAR 1-1/2" ID
NP1-401C | OEM: N/A

Drive Components



REAR DRIVE PULLEY & BUSHING
NP1-PLY1 | OEM: N/A

Drive Components



MOTOR PULLEY & BUSH
NP1-PLY2 | OEM: N/A

Drive Components



TIMING GEAR
NP1-TG | OEM: N/A

Drive Components



V-BELT - MATCH SET OF 2
NP1-VB | OEM: N/A

Drive Components



SWIVEL PIN FOR MOTOR ADJ
TUBE - 3/8" DIA. X 3 3/4"
S-019 | OEM: N/A

Drive Components



HINGE PIN FOR MOTOR BRACKET
S-29 | OEM: N/A

Drive Components



SHIFTER LEVER FORK PIN
S-49 | OEM: N/A

Drive Components



COLLAR FOR SHIFTER FORK PIN - 1/2"
SB-004 | OEM: N/A

Drive Components



CLUTCH SHIFTER FORK AND PIN
SB-091 | OEM: N/A

Drive Components



CLUTCH PULLEY WITH BUSHINGS & SEALS
SB-134 | OEM: N/A

Drive Components



BUSHING FOR PULLEY 1 7/16" I.D.
SB-137 | OEM: N/A

Drive Components



BUSHING FOR PULLEY - NEW ASSEMBLY ONLY
SB-137/1 | OEM: N/A

Drive Components



VARIABLE SPEED PULLEY
SB2-018 | OEM: N/A

Drive Components



KNOB CLUTCH SHIFTER LOCK
SB-205 | OEM: N/A

Drive Components



PIN CLUTCH SHIFTER LOCK
SB-206 | OEM: N/A

Drive Components



SPRING FOR CLUTCH SHIFTER PIN
SB-206/1 | OEM: N/A

Drive Components



THRUST BEARING
SB-21 | OEM: N/A

Drive Components



CLUTCH SHIFTER LEVER
SB2-136 | OEM: N/A

Drive Components



WORM DRIP RECEIVER
SB2-161 | OEM: N/A

Drive Components



THRUST LOCK NUT
SB2-186 | OEM: N/A

Drive Components



SHAFT END WASHER
SB2-187 | OEM: N/A

Drive Components



DRIVE SHAFT
SB2-401 | OEM: N/A

Drive Components



THRUST RING
SB2-404 | OEM: N/A

Drive Components



OIL SEAL - PULLEY
SB-243 | OEM: N/A

Drive Components



WORM BEARING - LEFT HAND
SB2-59 | OEM: N/A

Drive Components



WORM BEARING-RIGHT HAND
SB2-60 | OEM: N/A

Drive Components



SPACER FOR L.H. WORM BEARING
SB2-615 | OEM: N/A

Drive Components



HANDWHEEL, SPEED CONTROL
SB2-82 | OEM: N/A

Drive Components



MOTOR ADJUSTING ROD PIVOT BLOCK
SB2-874 | OEM: N/A

Drive Components



COLLAR - 1 3/16" FOR PIVOT BLOCK
SB2-874/1 | OEM: N/A

Drive Components



BEARING FOR LEFT HAND WORM BEARING-NEEDS
SB2-907/1 | OEM: N/A

Drive Components



INNER RACE FOR L.H. WORM BEARING
SB2-907/1 | OEM: N/A

Drive Components



DRIVE BELT - VARIABLE SPEED (92")
SB2-934 | OEM: N/A

Drive Components



BRACKET, CLUTCH SHIFTER LOCK
SB-296 | OEM: N/A

Drive Components



MOTOR HINGE BRACKET
SB2-991 | OEM: N/A

Drive Components



MOTOR ADJUSTING TUBE
SB2-992/1 | OEM: N/A

Drive Components



COLLAR 3/4" FOR MOTOR ADJ. BAR
SB2-992/2 | OEM: N/A

Drive Components



BUSHING FOR R.H. BEARING
SB-77 | OEM: N/A

Drive Components



DRIVING RING
SC-1 | OEM: N/A

Drive Components



FINGER LEVER
SC-10 | OEM: N/A

Drive Components



CONE KEY
SC-11 | OEM: N/A

Drive Components



RELEASE SPRING PIN
SC-12 | OEM: N/A

Drive Components



RELEASE SPRING
SC-13 | OEM: N/A

Drive Components



FINGER LEVER PIN
SC-14 | OEM: N/A

Drive Components



FINGER LEVER SPACER
SC-15 | OEM: N/A

Drive Components



BACK PLATE
SC-16 | OEM: N/A

Drive Components



ADJUSTING LOCK PIN SPRING
SC-17 | OEM: N/A

Drive Components



ADJUSTING LOCK PIN
SC-18 | OEM: N/A

Drive Components



ROLLER FOR FINGERS
SC-19 | OEM: N/A

Drive Components



ADJUSTING RING
SC-2 | OEM: N/A

Drive Components



SNAP RING
SC-20 | OEM: N/A

Drive Components



STEPPED DRIVE KEY
SC-22 | OEM: N/A

Drive Components



WOODRUFF KEY
SC-24 | OEM: N/A

Drive Components



SCREW, STEPPED DRIVE KEY
SC-25 | OEM: N/A

Drive Components



CONE COLLAR WITH SCREWS
SC-3 | OEM: N/A

Drive Components



ENGAGING CONE
SC-4 | OEM: N/A

Drive Components



DRIVING PLATE - FIBER
SC-5 | OEM: N/A

Drive Components



DRIVEN PLATE - STEEL
SC-6 | OEM: N/A

Drive Components



ROLLER RING
SC-7 | OEM: N/A

Drive Components



LOCK PLATE
SC-8 | OEM: N/A

Drive Components



HUB 1-1/2" BORE 5/16" K.W.
SC-9 | OEM: N/A

Drive Components



BRONZE WORM
WG-4 | OEM: N/A

Drive Components



STEEL WORM; 1 3/16" BORE
WG-4/S | OEM: N/A

Drive Components



COLLAR 1" FOR HINGE PIN
S-13 | OEM: N/A

Drive Components



MOTOR ADJUSTING BAR
SB2-992 | OEM: N/A

Guarding



GUARD SWITCH BRACKET
NP-139/B1 | OEM: N/A

Guarding



TIE ROD BRACKET
NP-TB1 | OEM: N/A

Guarding



CLUTCH GUARD
SB2-124 | OEM: N/A

Guarding



LOWER GUARD, SIDE PIECE - R.H.
SB2-125 | OEM: N/A

Guarding



LOWER GUARD, SIDE PIECE - L.H.
SB2-126 | OEM: N/A

Guarding



GEAR GUARD COVER
SB2-167 | OEM: N/A

Guarding



HAND WHEEL GUARD FRONT
& REAR ASSEMBLY
SB2-294 | OEM: N/A

Guarding



BRACKET FOR HANDWHEEL GUARD
SB2-294/1 | OEM: N/A

Guarding



BELT GUARD
SB2-345 | OEM: N/A

Guarding



INNER COVER FOR BELT GUARD
SB2-346 | OEM: N/A

Guarding



ACCESS COVER FOR BELT GUARD
SB2-347 | OEM: N/A

Guarding



UPPER PUNCH GUARD - LEFT
- STAINLESS STEEL
SB2-418/L | OEM: N/A

Guarding



UPPER PUNCH GUARD - RIGHT
- STAINLESS STEEL
SB2-418/R | OEM: N/A

Guarding



BELT GUARD BRACKET
SB2-439 | OEM: N/A

Guarding



UPPER PUNCH & DIE TABLE
GUARD - FRONT- (2 PIECE SET)
SB2-599 | OEM: N/A

Guarding



UPPER PUNCH & DIE TABLE
GUARD - REAR-(2 PIECE SET)
SB2-600 | OEM: N/A

Guarding



REAR GUARD APRON
SB2-781 | OEM: N/A

Guarding



LOWER GEAR GUARD 3PT FEED FRAME
SB2-790 | OEM: N/A

Guarding



BELT GUARD SUPPORT
SB2-891 | OEM: N/A

Guarding



BRACKET
SB2-439-1 | OEM: N/A

Hydraulic & Lubrication Components



HEAD BEARING OILER - 2 OZ
S-75 | OEM: N/A

Lower Cam Tracks



NON DROP SUPPORT CAM
NP1-SF-.44-3 | OEM: N/A

Lower Cam Tracks



EJECTION CAM
SB2-2 | OEM: N/A

Lower Cam Tracks



EJECTION CAM - DELRIN
SB2-2/1 | OEM: N/A

Lower Cam Tracks



MODIFIED BOLT - FOR EJECTION CAM
SB2-2/A | OEM: N/A

Lower Cam Tracks



EJECTION CAM-SHALLOW
FILL NON DROP
SB2-2-SF | OEM: N/A

Lower Cam Tracks



DROP OUT PLUG LOWER PUNCH
SB2-399 | OEM: N/A

Lower Cam Tracks



DROP OUT PLUG LOWER
PUNCH SHALLOW FILL
SB2-399/1 | OEM: N/A

Lower Cam Tracks



LOWER PUNCH ADJUSTING SCREW
SB2-433 | OEM: N/A

Lower Cam Tracks



LOWER CAM TRACK PULLDOWN
- NO ADJ. SCREW
SB2-46/0 | OEM: N/A

Lower Cam Tracks



LOWER PULL DOWN CAM- W/
ADJUSTING SCREW
SB2-46/1 | OEM: N/A

Lower Cam Tracks



LOWER PULL DOWN CAM-
W/ ADJUSTING SCREW
SB2-46/2 | OEM: N/A

Lower Cam Tracks



LOWER PULLDOWN CAM - SHALLOW FILL
SB2-46/SF | OEM: N/A

Lower Cam Tracks



SHALLOW FILL INSERT- FRONT
SB2-46/SF1 | OEM: N/A

Lower Cam Tracks



SHALLOW FILL INSERT - REAR
SB2-46/SF2 | OEM: N/A

Lower Cam Tracks



ADJUSTER GUIDE RING
SB2-83 | OEM: N/A

Lower Cam Tracks



EJECTION CAM - NON DROP - TSM
SB2-2/ND | OEM: N/A

Miscellaneous

PHOTO NOT
AVAILABLE

SHELF BRACKET CAP
SB-28 | OEM: N/A

Miscellaneous



MACHINE PALLET VIBRATION
LEVELING PAD SS
NP-LVPD | OEM: N/A

Miscellaneous



SHELF PIN - 1" DIA. X 6 3/4"
S-029 | OEM: N/A

Miscellaneous



SHELF
S-38 | OEM: B-220-038-2

Miscellaneous



SHELF BRACKET & CAP (ONE SET)
SB-22A | OEM: N/A

Pressure Rolls & Components



UPPER ROLL SUPPORT
SB2-139 | OEM: N/A

Pressure Rolls & Components

PHOTO NOT
AVAILABLE

UPPER ROLL SUPPORT ASSEMBLY
SB2-139/A | OEM: N/A

Pressure Rolls & Components



UPPER ROLL SUPPORT W/
ADJ. PENETRATION
SB2-139/AP | OEM: N/A

Pressure Rolls & Components

PHOTO NOT AVAILABLE

UPPER ROLL SUPPORT/ADJ PUNCH PEN ASSEMBLY
SB2-139/AP/A | OEM: N/A

Pressure Rolls & Components



FULCRUM PIN
NP1-665 | OEM: N/A

Pressure Rolls & Components



ADJUSTING HANDLE
NP-AH1 | OEM: N/A

Pressure Rolls & Components



UPPER OR LOWER PRESSURE ROLL
PR-3 | OEM: N/A

Pressure Rolls & Components



LOWER ROLL OIL RECEIVER
S-15 | OEM: N/A

Pressure Rolls & Components



PRESSURE SPRING CASING
S-211 | OEM: N/A

Pressure Rolls & Components



EYEBOLT FOR PRESSURE SPRING
S-230 | OEM: N/A

Pressure Rolls & Components



PRESSURE ROD WASHER
S-243 | OEM: N/A

Pressure Rolls & Components



NAMEPLATE-PUNCH PENETRATION
S-269 | OEM: N/A

Pressure Rolls & Components



LOWER ROLL CARRIER
SB-023 | OEM: N/A

Pressure Rolls & Components



LOWER ROLL PIN
SB-1 | OEM: N/A

Pressure Rolls & Components



PRESSURE SPRING
SB-210 | OEM: N/A

Pressure Rolls & Components



PRESSURE SPRING LIGHT (0 - 1.5 TONS)
SB-210/L | OEM: N/A

Pressure Rolls & Components



OUTER BUSH - UPPER ROLL SUPPORT W/ADJ. PUNCH PEN.
SB2-139/AB2 | OEM: N/A

Pressure Rolls & Components



UPPER ROLL SUPPORT BUSHING-INNER
SB2-139/B1 | OEM: N/A

Pressure Rolls & Components



UPPER ROLL SUPPORT BUSHING-OUTER
SB2-139/B2 | OEM: N/A

Pressure Rolls & Components



UPPER ROLL OIL RECEIVER
SB2-140 | OEM: N/A

Pressure Rolls & Components



PRESSURE LEVER PIN - LEFT
SB2-209 | OEM: N/A

Pressure Rolls & Components



PRESSURE LEVER PIN - RIGHT
SB2-209/1 | OEM: N/A

Pressure Rolls & Components



PRESSURE ROD
SB2-409 | OEM: N/A

Pressure Rolls & Components



PRESSURE SPRING PIN
SB2-413 | OEM: N/A

Pressure Rolls & Components



ECCENTRIC UPPER ROLL PIN
SB2-477 | OEM: N/A

Pressure Rolls & Components



SAFETY ADJUSTING WHEEL
SB2-493 | OEM: N/A

Pressure Rolls & Components



UPPER ROLL PIN
SB2-5 | OEM: N/A

Pressure Rolls & Components



RELEASE PRESSURE TONNAGE
GAUGE (0 - 1.5 TONS)
SB-257 | OEM: N/A

Pressure Rolls & Components



FORK
SB-26 | OEM: N/A

Pressure Rolls & Components



UPPER ROLL SUPPORT CENTER BOLT
SB2-604 | OEM: N/A

Pressure Rolls & Components



EYEBOLT FOR FORK PIN - 3 1/4" LONG
SB-262 | OEM: N/A

Pressure Rolls & Components



LOCK STUD
SB-478 | OEM: N/A

Pressure Rolls & Components



PRESSURE SPRING CASING
S-211 | OEM: N/A

Pressure Rolls & Components



PRESSURE ADJUSTING WHEEL
SB-025 | OEM: N/A

Product Control



GRID SCREW
S-822 | OEM: N/A

Product Control



HOPPER W/BRACKET AND
ANTI-STATIC COVER
SB-857/1 | OEM: N/A

Product Control



TABLET GUIDE (REPLACES A-200-396-2) - SEE SB2-396/A
SB2-396 | OEM: N/A

Product Control



FEED FRAME LEVELING SCREW 3 POINT
S-10 | OEM: N/A

Product Control



FEED FRAME LEVELING PAD
S-10/2 | OEM: N/A

Product Control



HOPPER BRACKET
SB-132 | OEM: N/A

Product Control



GUIDE BAND SUPPORT (REPLACES
A-220-129-2)
SB2-129 | OEM: N/A

Product Control



TABLET TAKE-OFF - REAR
SB2-13 | OEM: N/A

Product Control



TABLET TAKE-OFF - REAR - NYLON
SB2-13/1 | OEM: N/A

Product Control



TABLET CHUTE - REAR
SB2-144 | OEM: N/A

Product Control



TABLET TAKE-OFF - FRONT - NYLON
SB2-15/1 | OEM: N/A

Product Control



SCRAPER BLADE - REAR
SB2-16 | OEM: N/A

Product Control



SCRAPER BLADE - REAR - NYLON
SB2-16/1 | OEM: N/A

Product Control



SCRAPER BLADE - FRONT
SB2-17 | OEM: N/A

Product Control



SCRAPER BLADE - FRONT - NYLON
SB2-17/1 | OEM: N/A

Product Control



ADJUSTABLE GRID (FOR PIN
GRID FEED FRAME)
SB-23 | OEM: N/A

Product Control



TABLET GUIDE
SB2-39 | OEM: N/A

Product Control



TABLET GUIDE ASSEMBLY
SB2-396/A | OEM: N/A

Product Control



HOPPER SPINDLE
SB2-417 | OEM: N/A

Product Control



TABLET DEFLECTOR
SB2-419 | OEM: N/A

Product Control



DUST NOZZLE
SB2-64 | OEM: N/A

Product Control



FEED FRAME - 3 PT. - OPEN-
FRONT ASSEMBLY
SB2-51/F/A | OEM: N/A

Product Control



FEED FRAME - 3 PT. - OPEN-REAR ASSEMBLY
SB2-51/R/A | OEM: N/A

Product Control



FEED FRAME-3 PT.-OPEN-
REAR/WEAR STRIP
SB2-51/RWS | OEM: N/A

Product Control



FEED FRAME - 3 PT. - OPEN
SB2-51/F | OEM: N/A

Product Control



FEED FRAME - 3 PT. - OPEN-
FRONT WEAR STRIP
SB2-51/FWS | OEM: N/A

Product Control



FEED FRAME - 3 PT. - OPEN-REAR
SB2-51/R | OEM: N/A

Product Control



FEED FRAME-3 PT.-OPEN-FRONT/
WEAR STRIP ASSEMBLY
SB2-51/FWS/A | OEM: N/A

Product Control



TABLET CHUTE
SB2-849 | OEM: N/A

Product Control



HOLD DOWN KNOB ASSEMBLY
SB-47 | OEM: A-260-147-1

Product Control



HOLD DOWN STUD
SB-47/1 | OEM: N/A

Product Control



KNOB - HOLD DOWN STUD
SB-47/2 | OEM: N/A

Product Control



SCRAPER SPRING
SP-8 | OEM: N/A

Product Control



TABLET TAKE-OFF - FRONT
SB2-15 | OEM: N/A

Thickness/Hardness Components



LOWER ADJUSTER NUT
S-016 | OEM: N/A

Thickness/Hardness Components



RELEASE PRESSURE TONNAGE
GAUGE (0 - 4.4 TONS)
S-028 | OEM: N/A

Thickness/Hardness Components



ROLL SUPPORT LOCK NUT
S-550 | OEM: N/A

Thickness/Hardness Components



PRESSURE ADJUSTING WHEEL SPRING
S-554 | OEM: N/A

Thickness/Hardness Components



PRESSURE LEVER
SB-058 | OEM: N/A

Thickness/Hardness Components



PRESSURE ROD TABLE NUT
S-547 | OEM: N/A

Thickness/Hardness Components



SPRING LOCK
S-62 | OEM: N/A

Thickness/Hardness Components



PRESSURE SPRING CASING
S-211 | OEM: N/A

Turret Hardware



DIE LOCK SCREW - 45 STATION
DL-18 | OEM: N/A

Turret Hardware



DIE LOCK SCREW 27 & 35 STATION
DL-91 | OEM: N/A

Turret Hardware

PHOTO NOT AVAILABLE

SPINDLE ASSEMBLY - TAPERED ROLLER BEARING DESIGN
NP1-91/A | OEM: N/A

Turret Hardware



SPINDLE - TAPERED ROLLER BEARING DESIGN
NP1-91 | OEM: N/A

Turret Hardware



SPINDLE SHIM PACK
NP-SSP1 | OEM: N/A

Turret Hardware



SPINDLE BEARING SHIM PACK
NP-SSP2 | OEM: N/A

Turret Hardware



RING GEAR-STEEL
SB2-164 | OEM: N/A

Turret Hardware



LOWER PUNCH RETAINER PLUG
SB2-630 | OEM: N/A

Turret Hardware



SPINDLE - AXIAL BEARING DESIGN - EARLY MODEL
SB2-91 | OEM: N/A

Turret Hardware



SPINDLE - AXIAL BEARING DESIGN - LATE MODEL
SB2-91/1 | OEM: N/A

Turret Hardware



BEARING ASSEMBLY FOR SPINDLE (FLAT AXIAL)
SB2-91-AB | OEM: N/A

Turret Hardware



BEARING-SPINDLE BEARING (FLAT AXIAL)
SB2-91-AB-1 | OEM: N/A

Turret Hardware



BEARING WASHER - SPINDLE BEARING
SB2-91-AB-2 | OEM: N/A

Turret Hardware



LOWER PUNCH RETAINER SPRING
SP-249 | OEM: N/A

Turret Hardware



LOWER PUNCH RETAINER SPRING - SHORT
SP-249/S | OEM: N/A

Turrets



27 STATION TURRET ASSEMBLY* - TAPERED ROLLER BEARING DESIGN
NP1-27T | OEM: N/A

Turrets



35 STATION TURRET ASSEMBLY* - TAPERED ROLLER BEARING DESIGN
NP1-35T | OEM: N/A

*See page 36

*See page 36

Turrets



45 STATION TURRET ASSEMBLY*
- TAPERED ROLLER BEARING DESIGN
NP1-45T | OEM: N/A

*See page 36

Turrets



45 STATION TURRET ASSEMBLY* -
NEW STYLE
NP1-45T/1/A | OEM: N/A

*See page 36

Turrets



27 STATION TURRET ASSEMBLY*
SB2-27T | OEM: N/A

*See page 36

Turrets



35 STATION TURRET ASSEMBLY*
SB2-35T | OEM: N/A

*See page 36

Turrets



45 STATION TURRET ASSEMBLY*
SB2-45T | OEM: N/A

*See page 36

Upper Cam Tracks



UPPER CAM BODY WITH TAKE-OUT PLATE
SB2-151 | OEM: N/A

Upper Cam Tracks



UPPER DWELL CAM - FRONT
SB2-1N | OEM: N/A

Upper Cam Tracks



UPPER DWELL CAM - REAR
SB2-2N | OEM: N/A

Upper Cam Tracks



UPPER DWELL CAM - REAR - OLD STYLE
SB2-2N/S | OEM: N/A

Upper Cam Tracks



ANTI FLIGHT RAIL
SB2-3N | OEM: N/A

Upper Cam Tracks



UPPER RAISING CAM
SB2-52 | OEM: N/A

Upper Cam Tracks



UPPER LOWERING CAM
SB2-53 | OEM: N/A

Upper Cam Tracks



UPPER LOWERING CAM - MODIFIED
SB2-53/1 | OEM: N/A

Upper Cam Tracks



UPPER LOWERING CAM EU
SB2-53-EU | OEM: N/A

Upper Cam Tracks



UPPER CAM TAKE OUT PLATE
SB2-92 | OEM: N/A

Upper Cam Tracks

PHOTO NOT AVAILABLE

UPPER CAM BODY
NP1-151 | OEM: N/A

Upper Cam Tracks



UPPER DWELL CAM - BLANK
SB2-2N/5 | OEM: N/A

Upper Cam Tracks

PHOTO NOT AVAILABLE

UPPER DWELL CAM SET - SPECIAL
SB2-N/7 | OEM: N/A

Weight Adjusting Components



WEIGHT ADJUSTER WHEEL
- FINE ADJUST
S-035/M | OEM: N/A

Weight Adjusting Components



WEIGHT ADJUSTER WHEEL
S-035 | OEM: N/A

Weight Adjusting Components



WEIGHT ADJUSTING SCREW
S-184/1 | OEM: N/A

Weight Adjusting Components



WEIGHT/PRESSURE ADJ. WHEEL SPRING
S-204 | OEM: N/A

Weight Adjusting Components



WEIGHT ADJUSTER BEARING
S-212 | OEM: N/A

Weight Adjusting Components



WEIGHT ADJUSTER BEARING ASSEMBLY
S-212/A | OEM: N/A

Weight Adjusting Components



WEIGHT ADJUSTER LEVER
S-258 | OEM: N/A

Weight Adjusting Components



INCREASE WEIGHT NAME PLATE
S-32 | OEM: N/A

Weight Adjusting Components



WEIGHT ADJUSTER STOP
S-569 | OEM: N/A

Weight Adjusting Components



WEIGHT ADJUSTER CAM
SB2-121/1 | OEM: N/A

Weight Adjusting Components



WEIGHT ADJUSTING CAM SEGMENT
SB2-609 | OEM: N/A

Weight Adjusting Components

PHOTO NOT AVAILABLE

WEIGHT ADJUSTER CAM
- CUSTOM THREAD
SB1-121 | OEM: N/A

Weight Adjusting Components



WEIGHT ADJUSTING SCREW
- CUSTOM THREAD
S-184 | OEM: N/A

*Turret Assemblies come with Die Locks, Seals, Retainers with hardware, Die Driving Rod, Die Seat Cleaner, Die Insertion Ring, and Cleaning Brush.

Guarding



LEFT FRONT GEAR GUARD
NP1-125-1 | OEM: N/A

Guarding



RIGHT FRONT GEAR GUARD
NP1-125-2 | OEM: N/A

Guarding



LEFT REAR GEAR GUARD
NP1-125-3 | OEM: N/A

Guarding



RIGHT REAR GEAR GUARD
NP1-125-4 | OEM: N/A

Guarding



LOWER PRESSURE GUARD ASSEMBLY
NP15-PGA | OEM: N/A

Guarding



L.H. LOWER GEAR GUARD
NP255-125-1 | OEM: N/A

Guarding



R.H. LOWER GEAR GUARD
NP255-125-2 | OEM: N/A

Hydraulic & Lubrication Components



OIL SEAL
CR-12458 | OEM: N/A

Lower Cam Tracks



ANTI-FLIGHT CAM TSM B
NP1-2-1 | OEM: N/A

Lower Cam Tracks



ANTI FLIGHT CAM - EU B
NP1-2-1/EU | OEM: N/A

Lower Cam Tracks



EJECTION CAM - STRAIN GAUGED
NP1-2/STG | OEM: N/A

Lower Cam Tracks



LOWER PULL DOWN CAM
- 10MM FILL - TSM
NP1-46-10 | OEM: N/A

Lower Cam Tracks



LOWER PULL DOWN CAM -
10MM FILL - EU TOOLING
NP1-46-10/EU | OEM: N/A

Lower Cam Tracks



LOWER PULL DOWN CAM
- 12MM FILL - TSM
NP1-46-12 | OEM: N/A

Lower Cam Tracks



LOWER PULL DOWN CAM -
12MM FILL - EU TOOLING
NP1-46-12/EU | OEM: N/A

Lower Cam Tracks



LOWER PULL DOWN CAM
- 14MM FILL - TSM
NP1-46-14 | OEM: N/A

Lower Cam Tracks



LOWER PULL DOWN CAM -
14MM FILL - EU TOOLING
NP1-46-14/EU | OEM: N/A

Lower Cam Tracks



LOWER PULL DOWN CAM
- 16MM FILL - TSM
NP1-46-16 | OEM: N/A

Lower Cam Tracks



LOWER PULL DOWN CAM
- 18MM FILL - TSM
NP1-46-18 | OEM: N/A

Lower Cam Tracks



LOWER PULL DOWN CAM -
6MM FILL - TSM TOOLING
NP1-46-6 | OEM: N/A

Lower Cam Tracks



LOWER PULL DOWN CAM
- 8MM FILL - TSM
NP1-46-8 | OEM: N/A

Lower Cam Tracks



LOWER PULL DOWN CAM - EU TOOLING
NP1-46/EU | OEM: N/A

Lower Cam Tracks



LOWER PULL DOWN CAM - 16MM FILL - EU
NP1-46-16/EU | OEM: N/A

Lower Cam Tracks



LOWER PULL DOWN CAM - 18MM FILL - EU
NP1-46-18/EU | OEM: N/A

Lower Cam Tracks



LOWER PULL DOWN CAM - 6MM FILL - EU
NP1-46-6/EU | OEM: N/A

Lower Cam Tracks



LOWER PULL DOWN CAM - 8MM FILL - EU
NP1-46-8/EU | OEM: N/A

Lower Cam Tracks



LOWER PULL DOWN CAM - 18MM
FILL - 16 & 20 STATION
NP2-610-18 | OEM: N/A

Miscellaneous



TOP LUBRICATION DISTRIBUTION PLATE
NP1-FG1-1-14 | OEM: N/A

Miscellaneous



STAND-OFF
NP1-FG1-1-15 | OEM: N/A

Miscellaneous



HINGE BASE 1
NP1-FG1-10-1 | OEM: N/A

Miscellaneous



HINGE BASE 2
NP1-FG1-10-2 | OEM: N/A

Miscellaneous



HINGE BASE 3
NP1-FG1-10-3 | OEM: N/A

Miscellaneous



HINGE BASE 4
NP1-FG1-10-4 | OEM: N/A

Miscellaneous



HINGE STRAP
NP1-FG1-10-5 | OEM: N/A

Miscellaneous



LOWER DOOR HINGE STRAP
NP1-FG1-10-6 | OEM: N/A

Miscellaneous



HINGE BASE 5
NP1-FG1-11-1 | OEM: N/A

Pressure Rolls & Components



UPPER ROLL SUPPORT CENTER FILLER PLATE
NP1-139-FP-1 | OEM: N/A

Pressure Rolls & Components



UPPER ROLL SUPPORT END FILLER PLATE
NP1-139-FP-2 | OEM: N/A

Pressure Rolls & Components



PRESSURE INDICATING NAME PLATE - 6.5 TONS
NP1-28 | OEM: N/A

Pressure Rolls & Components

PHOTO NOT AVAILABLE

LOCK STUD
NP1-478 | OEM: N/A

Pressure Rolls & Components



LOWER ROLL CARRIER
NP15-023 | OEM: N/A

Pressure Rolls & Components



LOWER ROLL PIN KEEPER
NP15-023-1 | OEM: N/A

Pressure Rolls & Components



LOWER ROLL PIN
NP15-1 | OEM: N/A

Pressure Rolls & Components

PHOTO NOT AVAILABLE

LOWER ROLL PIN 6.5
NP15-1/STG | OEM: N/A

Pressure Rolls & Components



UPPER ROLL SUPPORT END PLATE
NP15-139-1 | OEM: N/A

Pressure Rolls & Components



NAME PLATE - PUNCH PENETRATION
NP15-269 | OEM: N/A

Pressure Rolls & Components



UPPER ECCENTRIC ROLL PIN
NP15-477 | OEM: N/A

Pressure Rolls & Components



PRESSURE ROLLER
NP15-PR3 | OEM: N/A

Pressure Rolls & Components

PHOTO NOT AVAILABLE

LOWER ROLL PIN - STRAIN GAUGED
NP15-1/STG-PIN | OEM: N/A

Product Control



TABLET CHUTE
NP1-144 | OEM: N/A

Product Control



FRONT TABLET CHUTE
NP1-144-1 | OEM: N/A

Product Control



TABLET CHUTE EXTENSION
NP1-144-2 | OEM: N/A

Product Control



BRACE FOR CHUTE
NP1-144-3 | OEM: N/A

Product Control



DISCHARGE CHUTE SHAFT
NP1-144-4 | OEM: N/A

Product Control



FRONT TABLET CHUTE
NP1-244-1 | OEM: N/A

Product Control



TABLET CHUTE EXTENSION
NP1-244-2 | OEM: N/A

Product Control



BRACE FOR CHUTE
NP1-244-3 | OEM: N/A

Product Control



DISCHARGE CHUTE SHAFT
NP1-244-4 | OEM: N/A

Product Control



REAR TABLET CHUTE
NP1-244-R-1 | OEM: N/A

Product Control



REAR TABLET CHUTE EXTENTION
NP1-244-R-2 | OEM: N/A

Product Control



REAR TABLET CHUTE MOUNT
NP1-244-R-3 | OEM: N/A

Product Control



REAR TABLET CHUTE SHAFT
NP1-244-R-4 | OEM: N/A

Product Control



FRONT TABLET CHUTE
NP1-344-1 | OEM: N/A

Product Control



OUTER TABLET CHUTE COVER
NP1-344-11 | OEM: N/A

Product Control



TABLET WEDGE
NP1-344-15 | OEM: N/A

Product Control



REAR TABLET CHUTE
NP1-344-R-1 | OEM: N/A

Product Control



REAR TABLET CHUTE OUTER MOUNT
NP1-344-R-3 | OEM: N/A

Product Control



TABLET RECIRCULATION BAND
NP1-396 | OEM: N/A

Product Control



DUST NOZZLE ASSEMBLY
NP1-64 | OEM: N/A

Product Control



VACUUM NOZZLE
NP1-64-1 | OEM: N/A

Product Control



VACUUM NOZZLE RECEPTACLE
NP1-64-2 | OEM: N/A

Product Control



VACUUM NOZZLE RETAINER PLATE
NP1-64-3 | OEM: N/A

Product Control



REAR APRON FEED FRAME MOUNT - FORCED FEEDER
NP1-781-2-FF | OEM: N/A

Product Control



FRONT APRON FEED FRAME MOUNT - FORCED FEEDER
NP1-790-2-FF | OEM: N/A

Product Control



FEEDER DRIVE SHAFT
NP1-FDS-1 | OEM: N/A

Product Control



FEEDER DRIVE SHAFT COLLAR
NP1-FDS-2 | OEM: N/A

Product Control



FEEDER DRIVE SHAFT ADAPTER
NP1-FDS-3 | OEM: N/A

Product Control



FEEDER DRIVE SHAFT BEARING HOUSING
NP1-FDS-4 | OEM: N/A

Product Control



FEED FRAME
NP1-FFA-1 | OEM: N/A

Product Control



FEEDER HOLD DOWN SCREW STUD
NP1-FFA-10 | OEM: N/A

Product Control



FEEDER HOLD DOWN SCREW STUD
NP1-FFA-11 | OEM: N/A

Product Control



FEEDER PADDLE DRIVE INPUT SHAFT
NP1-FFA-12 | OEM: N/A

Product Control



FEED TUBE
NP1-FFA-13 | OEM: N/A

Product Control



FEEDER GEAR HOUSING
HOLD DOWN SCREW
NP1-FFA-15 | OEM: N/A

Product Control



PRIMARY BAFFLE
NP1-FFA-16 | OEM: N/A

Product Control



PRIMARY BAFFLE
NP1-FFA-16/1 | OEM: N/A

Product Control



SECONDARY BAFFLE
NP1-FFA-17 | OEM: N/A

Product Control



SECONDARY BAFFLE
NP1-FFA-17/1 | OEM: N/A

Product Control



TAKE OFF COVER
NP1-FFA-18 | OEM: N/A

Product Control



FEEDER PADDLE
NP1-FFA-5 | OEM: N/A

Product Control



FEEDER PADDLE - PLOW LEFT
NP1-FFA-5/1/PL | OEM: N/A

Product Control



FEEDER PADDLE - PLOW RIGHT
NP1-FFA-5/1/PR | OEM: N/A

Product Control



FEEDER PADDLE - PLOW LEFT
NP1-FFA-5/PL | OEM: N/A

Product Control



FEEDER PADDLE - PLOW RIGHT
NP1-FFA-5/PR | OEM: N/A

Product Control



FEEDER PAN SEAL
NP1-FFA-6 | OEM: N/A

Product Control



RETURN SCRAPER
NP1-FFA-7 | OEM: N/A

Product Control



TABLET TAKE OFF
NP1-FFA-8 | OEM: N/A

Product Control



SEALING STRIP
NP1-FFA-9 | OEM: N/A

Product Control



SCRAPER ARM
NP1-FFS-1 | OEM: N/A

Product Control



SCRAPER COVER
NP1-FFS-2 | OEM: N/A

Product Control



SCRAPER
NP1-FFS-3 | OEM: N/A

Product Control



HOPPER TUBE
NP1-FG1-1-13 | OEM: N/A

Product Control



HOPPER
NP1-FG1-42 | OEM: N/A

Product Control



HOPPER WITH LEVEL SENSOR
NP1-FG1-42/1 | OEM: N/A

Product Control



TABLET DEFLECTOR
NP15-419 | OEM: N/A

Product Control



VACUUM OUTLET
NP15-VAC | OEM: N/A

Product Control



RETRACTABLE SPRING PLUNGER
8507A130 | OEM: N/A

Product Control



HOPPER
NP1-FG1-42-PL | OEM: N/A

Product Control



SHAFT SEAL
SD15X21X3 | OEM: N/A

Turret Hardware



BRAKE PIN
NP15-293 | OEM: N/A

Turrets



35 STATION TURRET
NP15-35T | OEM: N/A

Turrets



35 STATION TURRET ASSEMBLY*
NP15-35T/A | OEM: N/A

Turrets



45 STATION TURRET
NP15-45T | OEM: N/A

Upper Cam Tracks



UPPER LUBE CAM TSM B
KG-48-1-QT | OEM: N/A

Upper Cam Tracks



UPPER LOWERING CAM - EU TOOLING
NP1-53/EU | OEM: N/A

Upper Cam Tracks



TAKE OUT PLATE - EU TOOLING
NP1-92/EU | OEM: N/A

Upper Cam Tracks



WIPER
NP1-TFB-3 | OEM: N/A

Upper Cam Tracks



WIPER KEEPER
NP1-TFB-4 | OEM: N/A

Upper Cam Tracks



UPPER CAM BODY
NP15-151 | OEM: N/A

Upper Cam Tracks



UPPER DWELL CAM - REAR - EU B
NP15-2N/EU | OEM: N/A

Upper Cam Tracks



UPPER LUBE CAM EU
NP15-53L-1/EU | OEM: N/A

Upper Cam Tracks



CAM UNDER ROLLER - EU TOOLING
NP15-54/EU | OEM: N/A

Upper Cam Tracks



UPPER DWELL CAM - FRONT - EU TOOLING
SB2-1N/EU | OEM: N/A

Upper Cam Tracks



UPPER DWELL CAM - REAR - EU TOOLING
SB2-2N/EU | OEM: N/A

Upper Cam Tracks



UPPER RAISING CAM - EU TOOLING
SB2-52/EU | OEM: N/A

Upper Cam Tracks



UPPER LOWERING CAM - EU TOOLING
SB2-53/EU | OEM: N/A

Weight Adjusting Components



WEIGHT ADJUSTING CAM
- FORCED FEEDER
SB2-121/1-FF | OEM: N/A

*Turret Assemblies come with Die Locks, Seals, Retainers with hardware, Die Driving Rod, Die Seat Cleaner, Die Insertion Ring, and Cleaning Brush.

Drive Components



93" BELT
C-93 | OEM: N/A

Drive Components



FLYWHEEL (HANDWHEEL).
SD-94 | OEM: N/A

Drive Components



REAR DRIVE PULLEY & BUSHING
NP2-PLY2 | OEM: N/A

Drive Components



SPEED NUT ADJUST
NP-38 | OEM: N/A

Drive Components



REAR DRIVE HOUSING W/
BEARING & SEALS
NP-4 | OEM: N/A

Drive Components



NEEDLE ROLLER BEARING-
REAR DRIVE (RH)
NP-4-1 | OEM: N/A

Drive Components



OIL SEAL REAR DRIVE (L.H.)
NP-4-2 | OEM: N/A

Drive Components



NEEDLE ROLLER BEARING-
REAR DRIVE (L.H.)
NP-4-3 | OEM: N/A

Drive Components



OIL SEAL REAR DRIVE (R.H.)
NP-4-4 | OEM: N/A

Drive Components



REAR DRIVE COMPLETE ASSEMBLY
NP-4/A | OEM: N/A

Drive Components



REAR DRIVE SHAFT
NP-71 | OEM: N/A

Drive Components



DRIVE SHAFT COLLAR 1-3/4" ID
NP-71C | OEM: N/A

Drive Components



MOTOR PULLEY & BUSHING
NP-PLY3 | OEM: N/A

Drive Components



PULLEY & BUSHING
NP-PLY4 | OEM: N/A

Drive Components



DRIVE BELT - MATCH SET OF 3
NP-VB1 | OEM: N/A

Drive Components



REAR DRIVE PULLEY & BUSHING
NP3-PLY2 | OEM: N/A

Drive Components



SWIVEL PIN FOR MOTOR ADJ
TUBE - 3/8" DIA. X 3 3/4"
S-019 | OEM: N/A

Drive Components



SWIVEL PIN - LATE MODEL
S-019/1 | OEM: N/A

Drive Components



MOTOR EYEBOLT PIN - LATE MODEL
S-023/1 | OEM: N/A

Drive Components



HINGE PIN FOR MOTOR BRACKET
S-29 | OEM: N/A

Drive Components



HINGE PIN FOR MOTOR BRACKET 16"
SD-029 | OEM: N/A

Drive Components



MOTOR ADJUSTING EYEBOLT
SD-201 | OEM: N/A

Drive Components



MOTOR MOUNT BRACKET
EYEBOLT - LATE MODEL
SD-201/1 | OEM: N/A

Drive Components



THRUST BEARING
SD-22 | OEM: N/A

Drive Components



SWIVEL
SD-37 | OEM: N/A

Drive Components



SWIVEL - NEW DESIGN
SD-37/1 | OEM: N/A

Drive Components



THRUST LOCK NUT
SD-42 | OEM: N/A

Drive Components



DRIVE SHAFT END WASHER, 3-3/8" DIA.
SD-543 | OEM: N/A

Drive Components



WORM ADJUSTING PLATE, OIL RECEIVER
SD-70 | OEM: N/A

Drive Components



THRUST RING- 2-1/4" O.D.
SD-72 | OEM: N/A

Drive Components



ADJUSTING SLEEVE
SD-82 | OEM: N/A

Drive Components



BRONZE WORM
WG-6 | OEM: N/A

Drive Components



BX90 BELTS MATCHED - SET OF 3
NP2-VB1 | OEM: N/A

Guarding

PHOTO NOT
AVAILABLE

VFD RISER
NP-PNLR3 | OEM: N/A

Guarding



BELT GUARD
SD-615 | OEM: N/A

Guarding

PHOTO NOT
AVAILABLE

LOWER GEAR GUARD COVER
NP-06 | OEM: N/A

Guarding



UPPER GUARD SIDE PIECE
- 3 PT FEED FRAME
NP-006 | OEM: N/A

Guarding



HAND WHEEL GUARD
NP-HG2 | OEM: N/A

Guarding



MACHINE PALLET VIBRATION
LEVELING PAD SS
NP-LVPD2 | OEM: N/A

Guarding



PANEL RISER FOR VFD
NP-PNLR1 | OEM: N/A

Guarding



PANEL RISER GASKET
NP-PNLR/1G | OEM: N/A

Guarding



PANEL RISER GASKET
NP-PNLR/3G | OEM: N/A

Guarding



TIE ROD BRACKET
NP-TB1 | OEM: N/A

Guarding



LOWER GUARD LOCK WHEEL
SD-063 | OEM: N/A

Guarding



REAR GUARD APRON
SD-07 | OEM: N/A

Guarding



DUST GUARD
SD-18 | OEM: N/A

Guarding



LOWER GUARD SWING BOLT
SD-20 | OEM: N/A

Guarding



LOWER GUARD SIDE PIECE
SD-220 | OEM: N/A

Guarding



UPPER PUNCH GUARD - 2
PIECE SET-PLASTIC
SD-577 | OEM: N/A

Guarding



LOWER GUARD PIN
SD-832 | OEM: N/A

Guarding



BELT GUARD SUPPORT BRACKET
SD-96 | OEM: N/A

Guarding

PHOTO NOT
AVAILABLE

LOWER GEAR GUARD - 2 POINT
SD-06 | OEM: N/A

Guarding

PHOTO NOT
AVAILABLE

LOWER GEAR GUARD - 3 POINT
SD-06/1 | OEM: N/A

Guarding

PHOTO NOT
AVAILABLE

REAR GUARD APRON - FORCED FEEDER
SD-07/FF | OEM: N/A

Guarding



TIE ROD BRACKET
NP-TB2 | OEM: N/A

Guarding



BRACKET
SB2-439-1 | OEM: N/A

Guarding



REAR LOWER GEAR GUARD
NP255-125-3 | OEM: N/A

Hydraulic & Lubrication Components



HEAD BEARING OILER - 2 OZ
S-75 | OEM: N/A

Lower Cam Tracks



LOWER CAM TRACK - PULL
DOWN - SHALLOW FILL
SD4-610/1 | OEM: N/A

Lower Cam Tracks



PUNCH ADJUSTING SCREW SPRING
S-177 | OEM: N/A

Lower Cam Tracks



EJECTION CAM
SD4-2 | OEM: N/A

Lower Cam Tracks



EJECTION CAM - BRONZE
SD4-2/B | OEM: N/A

Lower Cam Tracks



LOWER CAM TRACK PULLDOWN - SHALLOW
SD4-240-.31 | OEM: N/A

Lower Cam Tracks



LOWER CAM TRACK - PULL
DOWN (SHORT)
SD4-240 | OEM: N/A

Lower Cam Tracks



LOWER CAM TRACK - PULL DOWN - LONG
SD4-610 | OEM: N/A

Lower Cam Tracks



PUNCH ADJUSTING SCREW
SD5-535 | OEM: N/A

Lower Cam Tracks



LOWER PULL DOWN CAM
SD5-61 | OEM: N/A

Lower Cam Tracks



PUNCH ADJUSTING SCREW
SD-535 | OEM: N/A

Lower Cam Tracks



DROP OUT PLUG-LOWER PUNCH
SD-539 | OEM: N/A

Lower Cam Tracks



ADJUSTER GUIDE RING
SD-559 | OEM: N/A

Lower Cam Tracks



EJECTION CAM - STRAIN GAUGED - 9 KN
NP25-2/2-STG-9 KN | OEM: N/A

Lower Cam Tracks



LOWER PULL DOWN CAM -
12MM FILL - 15 STATION
NP3-610-12 | OEM: N/A

Lower Cam Tracks



LOWER PULL DOWN CAM -
18MM FILL - 15 STATION
NP3-610-18 | OEM: N/A

Lower Cam Tracks



LOWER PULL DOWN CAM -
24MM FILL - 15 STATION
NP3-610-24 | OEM: N/A

Lower Cam Tracks



LOWER PULL DOWN CAM -
27MM FILL - 15 STATION
NP3-610-27 | OEM: N/A

Miscellaneous



MACHINE PALLET VIBRATION LEVELING PAD SS
NP-LVPD | OEM: N/A

Miscellaneous



SHELF PIN - 1" DIA. X 6 3/4"
S-029 | OEM: N/A

Miscellaneous



SHELF
S-38 | OEM: N/A

Miscellaneous

PHOTO NOT AVAILABLE

MIDDLE PLATE
NP255-FG1-1-2 | OEM: N/A

Miscellaneous

PHOTO NOT AVAILABLE

MIDDLE PLATE COVER
NP255-FG1-1-9 | OEM: N/A

Pressure Rolls & Components



ADJUSTING HANDLE
NP-AH1 | OEM: N/A

Pressure Rolls & Components



WASTE OIL PAN 1
NP-WOP1 | OEM: N/A

Pressure Rolls & Components



UPPER OR LOWER PRESSURE ROLL
PR-6 | OEM: N/A

Pressure Rolls & Components



LOWER ADJUSTER NUT
S-016 | OEM: N/A

Pressure Rolls & Components



FORK PIN 1-3/16" DIA. X. 4-1/8"
SD-5 | OEM: N/A

Pressure Rolls & Components



LOWER ROLL OIL RECEIVER
S-15 | OEM: N/A

Pressure Rolls & Components



PRESSURE SPRING CASING
S-211 | OEM: N/A

Pressure Rolls & Components



EYEBOLT FOR PRESSURE SPRING
S-230 | OEM: N/A

Pressure Rolls & Components



PRESSURE ROD WASHER
S-243 | OEM: N/A

Pressure Rolls & Components



NAMEPLATE-PUNCH PENETRATION
S-269 | OEM: N/A

Pressure Rolls & Components



PRESSURE ROD TABLE NUT
S-547 | OEM: N/A

Pressure Rolls & Components



ROLL SUPPORT LOCK NUT
S-550 | OEM: N/A

Pressure Rolls & Components



PRESSURE ADJUSTING WHEEL SPRING
S-554 | OEM: N/A

Pressure Rolls & Components



SPRING LOCK
S-62 | OEM: N/A

Pressure Rolls & Components



PRESSURE LEVER
SD-03 | OEM: N/A

Pressure Rolls & Components



PRESSURE LEVER PIN 1-3/16" DIA. X 5"
SD-125 | OEM: N/A

Pressure Rolls & Components



FORK
SD-179 | OEM: N/A

Pressure Rolls & Components



PRESSURE ADJUSTING WHEEL
SD-180 | OEM: N/A

Pressure Rolls & Components



UPPER ROLL SUPPORT
SD-2 | OEM: N/A

Pressure Rolls & Components



EYEBOLT PIN 1-3/16" DIA. X 3-7/8"
SD-25 | OEM: N/A

Pressure Rolls & Components



FULCRUM PIN - LOWER ROLL CARRIER
SD-29 | OEM: N/A

Pressure Rolls & Components



ADJUSTING WHEEL EYEBOLT
SD-311 | OEM: N/A

Pressure Rolls & Components



PRESSURE SPRING
SD-33 | OEM: N/A

Pressure Rolls & Components



PRESSURE INDICATING NAME PLATE
(TONNAGE)
SD4-28 | OEM: N/A

Pressure Rolls & Components



UPPER ROLL PIN
SD-45 | OEM: N/A

Pressure Rolls & Components

PHOTO NOT AVAILABLE

PRESSURE ROD
SD-46 | OEM: N/A

Pressure Rolls & Components



STAY ROD
SD-49 | OEM: N/A

Pressure Rolls & Components



LOWER ROLL PIN
SD-50 | OEM: N/A

Pressure Rolls & Components



LOWER ROLL CARRIER
SD-78 | OEM: N/A

Pressure Rolls & Components



ECCENTRIC UPPER ROLL PIN
SD-984 | OEM: N/A

Pressure Rolls & Components



PRESSURE ROLL
N25PR-6-1 | OEM: N/A

Pressure Rolls & Components

PHOTO NOT AVAILABLE

UPPER ROLL SUPPORT - END PLATE
NP255-139-1 | OEM: N/A

Pressure Rolls & Components

PHOTO NOT AVAILABLE

UPPER ROLL SUPPORT
NP255-2 | OEM: N/A

Pressure Rolls & Components



NAME PLATE - PUNCH PENETRATION
NP255-269 | OEM: N/A

Pressure Rolls & Components

PHOTO NOT AVAILABLE

ECCENTRIC UPPER ROLL PIN
NP255-984 | OEM: N/A

Pressure Rolls & Components

PHOTO NOT AVAILABLE

NAME PLATE - PUNCH PENETRATION
NPP255-269 | OEM: N/A

Product Control



SCRAPER BLADE 3PT FEED FRAME
NP25-65 | OEM: N/A

Product Control

PHOTO NOT AVAILABLE

HOPPER AND BRACKET ASSEMBLY
SD-55 | OEM: N/A

Product Control



FEED FRAME LEVELING PAD
S-10/2 | OEM: N/A

Product Control



FEED FRAME LOCK SCREW 2 POINT
S-22 | OEM: N/A

Product Control



FEED FRAME STUD NUT 2 POINT - OPEN
S-51 | OEM: N/A

Product Control



FEED FRAME STUD 2 POINT - OPEN
S-78 | OEM: N/A

Product Control



HOPPER SPINDLE SCREW
S-851 | OEM: N/A

Product Control



TABLET TAKE-OFF
SD-08 | OEM: N/A

Product Control



TABLET TAKE OFF; 3 POINT
SD-08/1 | OEM: N/A

Product Control



DELRIN SCRAPER
SD-08/P | OEM: N/A

Product Control



TABLET CHUTE
SD-215 | OEM: N/A

Product Control



ADJUSTABLE GRID
SD-23 | OEM: N/A

Product Control



HOPPER BRACKET
SD-245 | OEM: N/A

Product Control



HOPPER BRACKET KNOB
SD-245-1 | OEM: N/A

Product Control



DUST NOZZLE STRAIGHT OPENING
SD-266 | OEM: N/A

Product Control



HOPPER
SD-32 | OEM: N/A

Product Control



FEED FRAME 2 PT. - OPEN
SD-39 | OEM: N/A

Product Control



FEED FRAME 3PT. ASSEMBLY
SD-39/1/A | OEM: N/A

Product Control



FEED FRAME 2 POINT - OPEN ASSEMBLY
SD-39/A | OEM: N/A

Product Control



HOLD DOWN KNOB FOR 3PT FEED FRAME
SD-39/1-1 | OEM: N/A

Product Control



FEED FRAME 2 POINT - OPEN
SD-39/1 | OEM: N/A

Product Control



SCRAPER BLADE
SD-65 | OEM: N/A

Product Control



SCRAPER BLADE; 3 POINT
SD-65/1 | OEM: N/A

Product Control



HOPPER SPINDLE
SD-75 | OEM: N/A

Product Control



SCRAPER SPRING
SP-8 | OEM: N/A

Product Control



FEEDER PADDLE - SMALL THIN FINGER
NP25-797 | OEM: N/A

Product Control

PHOTO NOT AVAILABLE

FEEDER SUPPORT PLATE
NP255-412-1 | OEM: N/A

Product Control



FEEDER PLATFORM MOUNT
NP255-412-4 | OEM: N/A

Product Control



FEEDER PLATFORM MOUNT STUD
NP255-412-5 | OEM: N/A

Product Control

PHOTO NOT AVAILABLE

FEED FRAME - A2 STEEL
SD-39/1-A2 STEEL | OEM: N/A

Product Control



OPEN FEED FRAME 3 PT. - ALUMINUM
SD-39/1/AL | OEM: N/A

Thickness/Hardness Components

PHOTO NOT AVAILABLE

PRESSURE ROD
SD-46 | OEM: N/A

Thickness/Hardness Components



STAY ROD
SD-49 | OEM: N/A

Thickness/Hardness Components



FORK PIN 1-3/16" DIA. X 4-1/8"
SD-5 | OEM: N/A

Turret Hardware



DIE LOCK SCREW
DL-25 | OEM: N/A

Turret Hardware



LOWER PUNCH RETAINER(1.198")
N-187 | OEM: N/A

Turret Hardware

PHOTO NOT AVAILABLE

TURRET BEARING SLEEVE
NP-TBS | OEM: N/A

Turret Hardware



SPINDLE - TAPERED ROLLER BEARING DESIGN
NP2-91 | OEM: N/A

Turret Hardware



LOCK NUT - SPINDLE
NP-91/1 | OEM: N/A

Turret Hardware



LOCK NUT WASHER - SPINDLE
NP-91/2 | OEM: N/A

Turret Hardware



TAPERED ROLLER BEARING - SPINDLE
NP-91/3 | OEM: N/A

Turret Hardware



BEARING RACE SPINDLE
NP-91/4 | OEM: N/A

Turret Hardware



RING GEAR - STEEL
SD-503 | OEM: N/A

Turret Hardware



LOWER PUNCH RETAINER SPRING
SP-249 | OEM: N/A

Turret Hardware

PHOTO NOT AVAILABLE

SPINDLE - TAPERED ROLLER BEARING DESIGN
NP3-91 | OEM: N/A

Turret Hardware



LOWER PUNCH RETAINER - 1.075"
N-075 | OEM: N/A

Turret Hardware

PHOTO NOT AVAILABLE

TURRET HELICAL DRIVEN GEAR
14H210LH-MN | OEM: N/A

Turrets



16 STATION TURRET ASSEMBLY*
NP2-16T/A | OEM: N/A

Turrets



20 STATION TURRET ASSEMBLY* - NEW STYLE
NP2-20T/1/A | OEM: N/A

*See page 58

*See page 58

Turrets



15 STATION TURRET ASSEMBLY*
NP3-15T/A | OEM: N/A

*See page 58

Turrets



15 STATION TURRET ASSEMBLY*
NP3-15T | OEM: N/A

*See page 58

Turrets



22 STATION TURRET ASSEMBLY*
NP255-22T/A | OEM: N/A

*See page 58

Upper Cam Tracks



UPPER CAM BODY W/TAKEOUT PLATE
NP2-301 | OEM: N/A

Upper Cam Tracks



UPPER CAM BODY W/TAKE-OUT PLATE
NP3-301 | OEM: N/A

Upper Cam Tracks



TAKE-OUT PLATE
SD5-30 | OEM: N/A

Upper Cam Tracks



UPPER RAISING CAM
SD5-300 | OEM: N/A

Upper Cam Tracks



UPPER CAM BODY W/TAKEOUT PLATE
SD5-301 | OEM: N/A

Upper Cam Tracks



DWELL CAM
SD5-1N | OEM: N/A

Upper Cam Tracks



DWELL CAM
SD4-1N | OEM: N/A

Upper Cam Tracks



TAKE OUT PLATE
SD4-30 | OEM: N/A

Upper Cam Tracks



UPPER RAISING CAM
SD4-300 | OEM: N/A

Upper Cam Tracks



STAINLESS STEEL ANTI-FLIGHT RAIL
SD-3N | OEM: N/A

Upper Cam Tracks



UPPER CAM BODY WITH TAKEOUT PLATE
SD4-301 | OEM: N/A

Upper Cam Tracks



UPPER LOWERING CAM
SD4-99 | OEM: N/A

Upper Cam Tracks

PHOTO NOT AVAILABLE

DWELL CAM BLANK
SD-1N-BLANK | OEM: N/A

Upper Cam Tracks



UPPER CAM BODY - 16 & 20 STATION
SD4-301-1 | OEM: N/A

Weight Adjusting Components



WEIGHT ADJUSTER WHEEL
- FINE ADJUST
S-035/M | OEM: N/A

Weight Adjusting Components



WEIGHT ADJUSTER CAM
SD-213/1 | OEM: N/A

Weight Adjusting Components



WEIGHT ADJUSTER WHEEL
S-035 | OEM: N/A

Weight Adjusting Components



WEIGHT ADJUSTING SCREW-CUSTOM
THREAD
S-184 | OEM: N/A

Weight Adjusting Components



WEIGHT ADJUSTING SCREW
S-184/1 | OEM: N/A

Weight Adjusting Components



WEIGHT/PRESSURE ADJ. WHEEL SPRING
S-204 | OEM: N/A

Weight Adjusting Components



WEIGHT ADJUSTER LEVER
S-258 | OEM: N/A

Weight Adjusting Components



INCREASE WEIGHT NAME PLATE
S-32 | OEM: N/A

Weight Adjusting Components



WEIGHT ADJUSTER STOP
S-569 | OEM: N/A

Weight Adjusting Components



WEIGHT ADJUSTER CAM
- CUSTOM THREAD
SD-213 | OEM: N/A

Weight Adjusting Components



WEIGHT ADJUSTER BEARING
SD4-212 | OEM: N/A

Weight Adjusting Components



WEIGHT ADJ. BEARING ASSEMBLY
SD4-212/A | OEM: N/A

*Turret Assemblies come with Die Locks, Seals, Retainers with hardware, Die Driving Rod, Die Seat Cleaner, Die Insertion Ring, and Cleaning Brush.

Drive Components

PHOTO NOT AVAILABLE

DRIVE PULLEY BUSHING
1610-1-3/8 | OEM: N/A

Drive Components



COGGED DRIVE BELT
360H100 | OEM: N/A

Drive Components



DRIVE BELTS
3VX450 | OEM: N/A

Guarding

PHOTO NOT AVAILABLE

UPPER INNER GUARDS
NP4-100-13 | OEM: N/A

Guarding

PHOTO NOT AVAILABLE

LOWER CAM GUARD SET
NP4-100-14 | OEM: N/A

Guarding



HANDWHEEL MOUNT ADAPTOR
NP4-090 | OEM: N/A

Guarding



HANDWHEEL MOUNTING STUD
NP4-090/1 | OEM: N/A

Guarding



HANDWHEEL MOUNTING BRACKET
NP4-091 | OEM: N/A

Hydraulic & Lubrication Components



PNEUMATIC DRIVEN HYDRAULIC
PUMP ASSEMBLY
JHFM-11537 | OEM: N/A

Lower Cam Tracks

PHOTO NOT AVAILABLE

LOCATING PLATE - MDT 19
NP4-484 | OEM: N/A

Lower Cam Tracks



LOW LEVEL CAM TRACK - MDT 25
NP4-495 | OEM: N/A

Lower Cam Tracks



PULL DOWN CAM - WEIGHT
ASJUSTING - MDT-19
NP4-481 | OEM: N/A

Lower Cam Tracks



LOW LEVEL CAM TRACK- MDT 19
NP4-485 | OEM: N/A

Lower Cam Tracks



PULL DOWN CAM - WEIGHT
ADJUSTING - MDT-25
NP4-491 | OEM: N/A

Lower Cam Tracks



CONTROL CAM - MDT-25
NP4-493 | OEM: N/A

Lower Cam Tracks



CONTROL CAM - MDT-19
NP4-483 | OEM: N/A

Lower Cam Tracks



DROP OUT PLUG LOW-
ER PUNCH - B TOOLING
NP4-57-1 | OEM: N/A

Lower Cam Tracks



FILL CAM - 20 MM - MDT 25
NP4-490-20 | OEM: N/A

Lower Cam Tracks



FILL CAM - 10MM - MDT 25
NP4-490-10 | OEM: N/A

Lower Cam Tracks



FILL CAM - 12 MM - MDT 25
NP4-490-12 | OEM: N/A

Lower Cam Tracks



FILL CAM - 16 MM - MDT 25
NP4-490-16 | OEM: N/A

Lower Cam Tracks



FILL CAM - 6 MM - MDT 25
NP4-490-6 | OEM: N/A

Lower Cam Tracks



FILL CAM - 8 MM - MDT 25
NP4-490-8 | OEM: N/A

Lower Cam Tracks



FILL CAM - 18MM - MDT 25
NP4-490-18 | OEM: N/A

Lower Cam Tracks



FILL CAM - 14 MM - MDT 25
NP4-490-14 | OEM: N/A

Lower Cam Tracks



FILL CAM - 16 MM -EU B
NP4-518-16-1 | OEM: N/A

Lower Cam Tracks



FILL CAM - 20 MM - MDT 25
NP4-490-20-1 | OEM: N/A

Lower Cam Tracks



FILL CAM - 16 MM - MDT 19
NP4-480-16-1 | OEM: N/A

Lower Cam Tracks



FILL CAM - 8 MM - MDT 25
NP4-490-8-1 | OEM: N/A

Lower Cam Tracks



FILL CAM - 10 MM - MDT 25
NP4-490-10-1 | OEM: N/A

Lower Cam Tracks



FILL CAM - 14 MM - MDT 25
NP4-490-14-1 | OEM: N/A

Lower Cam Tracks



FILL CAM - 16 MM - MDT 25
NP4-490-16-1 | OEM: N/A

Lower Cam Tracks



FILL CAM - 6MM -MDT 19
NP4-480-6-1 | OEM: N/A

Lower Cam Tracks



FILL CAM - 10 MM - MDT 19
NP4-480-10-1 | OEM: N/A

Lower Cam Tracks



FILL CAM - 18 MM - MDT 19
NP4-480-18-1 | OEM: N/A

Lower Cam Tracks



FILL CAM - 10 MM - EU D
NP4-508-10-1 | OEM: N/A

Lower Cam Tracks



FILL CAM - 18 MM -EU D
NP4-508-20-1 | OEM: N/A

Lower Cam Tracks



FILL CAM - 10 MM - EU B
NP4-518-10-1 | OEM: N/A

Lower Cam Tracks



FILL CAM - 8MM - TSM D
NP4-552-8-1 | OEM: N/A

Lower Cam Tracks



FILL CAM - 14 MM -TSM D
NP4-552-14-1 | OEM: N/A

Lower Cam Tracks



FILL CAM - 20 MM -TSM D
NP4-552-20-1 | OEM: N/A

Lower Cam Tracks



FILL CAM - 18 MM - EU B
NP4-518-18-1 | OEM: N/A

Lower Cam Tracks



FILL CAM - 10 MM - TSM B
NP4-560-10-1 | OEM: N/A

Lower Cam Tracks



FILL CAM - 14 MM - TSM B
NP4-560-14-1 | OEM: N/A

Lower Cam Tracks



FILL CAM - 18 MM - TSM B
NP4-560-18-1 | OEM: N/A

Lower Cam Tracks



FILL CAM - 6 MM - TSM B
NP4-560-6-1 | OEM: N/A

Lower Cam Tracks



FILL CAM - 12 MM - TSM B
NP4-560-12-1 | OEM: N/A

Lower Cam Tracks



FILL CAM - 12 MM - EU D
NP4-508-12-1 | OEM: N/A

Lower Cam Tracks



FILL CAM - 12 MM - EU B
NP4-518-12-1 | OEM: N/A

Lower Cam Tracks



FILL CAM - 12 MM - MDT 19
NP4-480-12-1 | OEM: N/A

Lower Cam Tracks



FILL CAM - 20 MM - MDT 19
NP4-480-20-1 | OEM: N/A

Lower Cam Tracks



FILL CAM - 14 MM - EU D
NP4-508-14-1 | OEM: N/A

Lower Cam Tracks



FILL CAM - 8 MM - EU B
NP4-518-8-1 | OEM: N/A

Lower Cam Tracks



FILL CAM - 14 MM - EU B
NP4-518-14-1 | OEM: N/A

Lower Cam Tracks



FILL CAM - 6 MM - MDT 25
NP4-490-6-1 | OEM: N/A

Lower Cam Tracks



FILL CAM - 6 MM - EU B
NP4-518-6-1 | OEM: N/A

Lower Cam Tracks



FILL CAM - 10MM - TSM D
NP4-552-10-1 | OEM: N/A

Lower Cam Tracks



FILL CAM - 16 MM - TSM D
NP4-552-16-1 | OEM: N/A

Lower Cam Tracks



FILL CAM - 6MM - TSM D
NP4-552-6-1 | OEM: N/A

Lower Cam Tracks



FILL CAM - 12 MM - TSM D
NP4-552-12-1 | OEM: N/A

Lower Cam Tracks



FILL CAM - 6 MM -EU D
NP4-508-6-1 | OEM: N/A

Lower Cam Tracks



FILL CAM - 18 MM -MDT 25
NP4-490-18-1 | OEM: N/A

Lower Cam Tracks



FILL CAM - 8 MM -MDT 19
NP4-480-8-1 | OEM: N/A

Lower Cam Tracks



FILL CAM - 14 MM - MDT 19
NP4-480-14-1 | OEM: N/A

Lower Cam Tracks



FILL CAM - 12 MM -MDT 25
NP4-490-12-1 | OEM: N/A

Lower Cam Tracks



FILL CAM - 18 MM - TSM D
NP4-552-18-1 | OEM: N/A

Lower Cam Tracks



FILL CAM - 8 MM - TSM B
NP4-560-8-1 | OEM: N/A

Lower Cam Tracks



FILL CAM - 16 MM -TSM B
NP4-560-16-1 | OEM: N/A

Lower Cam Tracks



FILL CAM - 8 MM -EU D
NP4-508-8-1 | OEM: N/A

Lower Cam Tracks



FILL CAM - 16 MM - EU D
NP4-508-16-1 | OEM: N/A

Lower Cam Tracks



FILL CAM - 18 MM -EU D
NP4-508-18-1 | OEM: N/A

Lower Cam Tracks

PHOTO NOT AVAILABLE

INSTRUMENTED EJECTION CAM
NP4-2-B/STG2 | OEM: N/A

Lower Cam Tracks

PHOTO NOT AVAILABLE

INSTRUMENTED EJECTION CAM
NP4-2-D/STG2 | OEM: N/A

Lower Cam Tracks



12MM FILL CAM - MDT-19 ASSEMBLY
NP4-480-12 | OEM: N/A

Lower Cam Tracks



14MM FILL CAM - MDT-19 ASSEMBLY
NP4-480-14 | OEM: N/A

Lower Cam Tracks



16MM FILL CAM - MDT-19 ASSEMBLY
NP4-480-16 | OEM: N/A

Lower Cam Tracks



18MM FILL CAM - MDT-19 ASSEMBLY
NP4-480-18 | OEM: N/A

Lower Cam Tracks



6MM FILL CAM - MDT-19 ASSEMBLY
NP4-480-6 | OEM: N/A

Lower Cam Tracks



8MM FILL CAM - MDT-19 ASSEMBLY
NP4-480-8 | OEM: N/A

Lower Cam Tracks



10MM FILL CAM - EU "D"
NP4-508-10-1-F | OEM: N/A

Lower Cam Tracks



10MM FILL CAM - EU "D" ASSEMBLY
NP4-508-10-F | OEM: N/A

Lower Cam Tracks



12MM FILL CAM - EU "D"
NP4-508-12-1-F | OEM: N/A

Lower Cam Tracks



12MM FILL CAM - EU "D" ASSEMBLY
NP4-508-12-F | OEM: N/A

Lower Cam Tracks



14MM FILL CAM - EU "D"
NP4-508-14-1-F | OEM: N/A

Lower Cam Tracks



14MM FILL CAM - EU "D" ASSEMBLY
NP4-508-14-F | OEM: N/A

Lower Cam Tracks



16MM FILL CAM - EU "D"
NP4-508-16-1-F | OEM: N/A

Lower Cam Tracks



16MM FILL CAM - EU "D" ASSEMBLY
NP4-508-16-F | OEM: N/A

Lower Cam Tracks



18MM FILL CAM - EU "D"
NP4-508-18-1-F | OEM: N/A

Lower Cam Tracks



18MM FILL CAM - EU "D" ASSEMBLY
NP4-508-18-F | OEM: N/A

Lower Cam Tracks



20MM FILL CAM - EU "D"
NP4-508-20-1-F | OEM: N/A

Lower Cam Tracks



20MM FILL CAM - EU "D" ASSEMBLY
NP4-508-20-F | OEM: N/A

Lower Cam Tracks



6MM FILL CAM - EU "D"
NP4-508-6-1-F | OEM: N/A

Lower Cam Tracks



6MM FILL CAM - EU "D" ASSEMBLY
NP4-508-6-F | OEM: N/A

Lower Cam Tracks



8MM FILL CAM - EU "D"
NP4-508-8-1-F | OEM: N/A

Lower Cam Tracks



8MM FILL CAM - EU "D" ASSEMBLY
NP4-508-8-F | OEM: N/A

Lower Cam Tracks



10MM FILL CAM - TSM "D"
NP4-552-10-1-F | OEM: N/A

Lower Cam Tracks



12MM FILL CAM - TSM "D"
NP4-552-12-1-F | OEM: N/A

Lower Cam Tracks



14MM FILL CAM - TSM "D"
NP4-552-14-1-F | OEM: N/A

Lower Cam Tracks



16MM FILL CAM - TSM "D"
NP4-552-16-1-F | OEM: N/A

Lower Cam Tracks



18MM FILL CAM - TSM "D"
NP4-552-18-1-F | OEM: N/A

Lower Cam Tracks



20MM FILL CAM - TSM "D"
NP4-552-20-1-F | OEM: N/A

Lower Cam Tracks



6MM FILL CAM - TSM "D"
NP4-552-6-1-F | OEM: N/A

Lower Cam Tracks



6MM FILL CAM - TSM "D" ASSEMBLY
NP4-552-6-F | OEM: N/A

Lower Cam Tracks



8MM FILL CAM - TSM "D"
NP4-552-8-1-F | OEM: N/A

Lower Cam Tracks



8MM FILL CAM - TSM "D" ASSEMBLY
NP4-552-8-F | OEM: N/A

Lower Cam Tracks



10MM FILL CAM - TSM "B"
NP4-560-10-1-F | OEM: N/A

Lower Cam Tracks



10MM FILL CAM - TSM "B" ASSEMBLY
NP4-560-10-F | OEM: N/A

Lower Cam Tracks



12MM FILL CAM - TSM "B"
NP4-560-12-1-F | OEM: N/A

Lower Cam Tracks



14MM FILL CAM - TSM "B"
NP4-560-14-1-F | OEM: N/A

Lower Cam Tracks



8MM FILL CAM
NP4-560-8-1-F | OEM: N/A

Lower Cam Tracks



8MM FILL CAM - TSM "B" ASSEMBLY
NP4-560-8-F | OEM: N/A

Pressure Rolls & Components



PRESSURE SPRING - "D" PRESSES (10 TON)
NP4-314 | OEM: N/A

Product Control

PHOTO NOT AVAILABLE

VACUUM HOSE
NP-VACH4 | OEM: N/A

Product Control

PHOTO NOT AVAILABLE

RECIRCULATION PICK-UP SCRAPER
NP4-645/A | OEM: N/A

Product Control

PHOTO NOT AVAILABLE

ROTARY FEEDER ASSEMBLY
NP4-675/1 | OEM: N/A

Product Control



STUD FOR TABLET TAKE OFF
NP4-22/1 | OEM: N/A

Product Control



FEEDER PADDLE SEAL
NP4-VA-105 | OEM: N/A

Product Control



VACUUM VENT
2016K26 | OEM: N/A

Product Control

PHOTO NOT AVAILABLE

FEEDER PAN - HIGH VOLUME
NP4-675-1-HV | OEM: N/A

Product Control

PHOTO NOT AVAILABLE

FEEDER PAN - HIGH VOLUME
NP4-675-1-HV2 | OEM: N/A

Product Control



FEEDER PAN - HIGH VOLUME
NP4-675-1-HV2/1 | OEM: N/A

Product Control

PHOTO NOT AVAILABLE

FEEDER PAN - HIGH VOLUME - PLASTIC
NP4-675-1-HV2/1-D | OEM: N/A

Product Control



FEEDER PAN - SINGLE PADDLE - PLASTIC
NP4-675-1-HV2/1-SP | OEM: N/A

Product Control



INSERT FOR FEEDER PAN - HIGH VOLUME
NP4-675-28-HV2/1 | OEM: N/A

Product Control



FEEDER PADDLE - HIGH VOLUME - PLOW LEFT
NP4-675-5-HV-8D/PL | OEM: N/A

Product Control



FEEDER PADDLE - HIGH VOLUME - PLOW RIGHT
NP4-675-5-HV-8D/PR | OEM: N/A

Turrets



STOCK PHOTO

28 STATION TURRET - B TOOLING #2 DIE
NP4-28T | OEM: N/A

Turrets



STOCK PHOTO

20 STATION TURRET ASSEMBLY*
NP-20T/A | OEM: N/A

*See page 68

Turrets



STOCK PHOTO

22 STATION TURRET
NP4-22T | OEM: N/A

Turrets



STOCK PHOTO

25 STATION TURRET ASSEMBLY*
NP4-25T/A-KIT | OEM: N/A

*See page 68

Turrets



STOCK PHOTO

20 STATION TURRET ASSEMBLY*
NP4-20T/A-KIT | OEM: N/A

*See page 68

Turrets



STOCK PHOTO

22 STATION TURRET ASSEMBLY*
NP4-22T/A | OEM: N/A

*See page 68

Turrets



STOCK PHOTO

28 STATION TURRET ASSEMBLY*
NP4-28T/A | OEM: N/A

*See page 68

Turrets



STOCK PHOTO

32 STATION TURRET ASSEMBLY*
NP4-32T/A | OEM: N/A

*See page 68

Upper Cam Tracks



INSERT IN HIGH LEVEL CAM - MDT-19
NP4-487 | OEM: N/A

Upper Cam Tracks



HIGH LEVEL CAM TRACK - MDT 25
NP4-496 | OEM: N/A

Upper Cam Tracks



HIGH LEVEL CAM TRACK - MDT-19
NP4-486 | OEM: N/A

Upper Cam Tracks



INSERT IN HIGH LEVEL CAM - MDT-25
NP4-497 | OEM: N/A

Upper Cam Tracks



LUBE FELT HOLDER - MDT 25
NP4-498-1 | OEM: N/A

Upper Cam Tracks

PHOTO NOT AVAILABLE

20 MM FLIGHT CONTROL CAM
NP4-492 | OEM: N/A

Upper Cam Tracks



UPPER LIFTING CAM - MDT 25
NP4-499 | OEM: N/A

Upper Cam Tracks



UPPER LOWERING CAM MDT 25
NP4-498 | OEM: N/A

Upper Cam Tracks



WIPING FELT - MDT-19
NP4-488-2 | OEM: N/A

Upper Cam Tracks



UPPER LOWERING CAM - MDT-19
NP4-488 | OEM: N/A

Upper Cam Tracks



LUBE FELT HOLDER - MDT-19
NP4-488-1 | OEM: N/A

Upper Cam Tracks



WIPING FELT - MDT-19
NP4-188-2 | OEM: N/A

Upper Cam Tracks



UPPER LIFTING CAM - MDT-19
NP4-489 | OEM: N/A

Upper Cam Tracks



WIPING FELT - MDT-25
NP4-498-2 | OEM: N/A

Upper Cam Tracks



WIPING FELT - EU B
NP4-520-2 | OEM: N/A

*Turret Assemblies come with Die Locks, Seals, Retainers with hardware, Die Driving Rod, Die Seat Cleaner, Die Insertion Ring, and Cleaning Brush.

Drive Components



ANGULAR CONTACT BEARING
S35-132 | OEM: N/A

Drive Components

PHOTO NOT AVAILABLE

DRIVE PULLEY BUSHING
NP5-018-B | OEM: N/A

Drive Components

PHOTO NOT AVAILABLE

BEARING ROLLER
S35-102 | OEM: N/A

Drive Components

PHOTO NOT AVAILABLE

DRIVE PULLEY
S35-021 | OEM: N/A

Drive Components

PHOTO NOT AVAILABLE

RING GEAR
S35-858 | OEM: N/A

Drive Components



DRIVE PULLEY
NP5-018 | OEM: N/A

Drive Components



DRIVE BELT
NP5-043 | OEM: N/A

Drive Components



RETAINING PLATE - WORM SHAFT
NP5-085 | OEM: N/A

Drive Components



WORMSHAFT BEARING PLATE
NP5-158 | OEM: N/A

Drive Components



WORM SHAFT COVER
NP5-228 | OEM: N/A

Drive Components



OIL SEAL - ENCODER ADAPTER
NP5-228-OS | OEM: N/A

Drive Components



WORM SHAFT
NP5-311 | OEM: N/A

Drive Components



DRIVEN PULLEY
NP5-490 | OEM: N/A

Drive Components



WORM SHAFT BRACKET
NP5-491 | OEM: N/A

Drive Components



TENSIONER BRACKET
NP5-602 | OEM: N/A

Drive Components



FRONT WORM SHAFT - THICKNESS CONTROL
NP5-824F | OEM: N/A

Drive Components



REAR WORM SHAFT - THICKNESS CONTROL
NP5-824R | OEM: N/A

Drive Components



ROLLER BEARING SHIM PACK
NP5-846 | OEM: N/A

Drive Components



BELT TENSIONER
NP5-893 | OEM: N/A

Drive Components



IDLER PULLEY
NP5-894 | OEM: N/A

Drive Components



TORQUE INSERT
NP5-FC1-30-1 | OEM: N/A

Drive Components



RATCHET WRENCH
S35-028 | OEM: N/A

Drive Components



CRANK PIN SCREW
S35-031 | OEM: N/A

Drive Components



RADIAL BALL BEARING
REAR- CLUTCH SIDE
S35-190 | OEM: N/A

Drive Components



SEAL CARRIER - WORM DRIVE ASSEMBLY
S35-244 | OEM: N/A

Drive Components



CRANK PIN
S35-290 | OEM: N/A

Drive Components



O RING FOR WORMSHAFT HOUSING
COVER
S35-31 | OEM: N/A

Drive Components



CRANK PIN WASHER
S35-327 | OEM: N/A

Drive Components



BEARING FOR WORMSHAFT
BEARING PLATE
S35-611 | OEM: N/A

Drive Components



CRANK PIN NUT
S35-008 | OEM: N/A

Drive Components



OIL SEAL - MAIN DRIVE WORM SHAFT
S35-782 | OEM: N/A

Guarding



DOOR HOLDER
S-121 | OEM: N/A

Guarding



GAS CYLINDER BRACKET - BOTTOM
S-188 | OEM: N/A

Guarding



COVER PLATE
S35-017 | OEM: N/A

Guarding



VIBRATION ISOLATOR
S35-107 | OEM: N/A

Guarding



ACCESS COVER
S35-151 | OEM: N/A

Guarding



ACCESS COVER GASKET
S35-234 | OEM: N/A

Guarding



UPPER FRAME COVER
S35-36 | OEM: N/A

Guarding



UPPER FRAME COVER PLUG - 1"-8 X 1.5"
S35-36-1 | OEM: N/A

Guarding



INSPECTION COVER - REAR
S35-451 | OEM: N/A

Guarding



INSPECTION COVER GASKET - REAR
S35-452 | OEM: N/A

Guarding



INSPECTION COVER - SIDE
S35-475 | OEM: N/A

Guarding



INSPECTION COVER GASKET - SIDE
S35-476 | OEM: N/A

Guarding



APRON SEAL KEEPER, R.F & L.R
S-418 | OEM: N/A

Guarding



GAS CYLINDER
S-802 | OEM: N/A

Guarding



GAS CYLINDER BRACKET - TOP
S-88 | OEM: N/A

Hydraulic & Lubrication Components



HYDRAULIC FILTER ELEMENT
FLT-10 | OEM: N/A

Hydraulic & Lubrication Components



LUBRICATION FILTER ELEMENT
FLT-25 | OEM: N/A

Hydraulic & Lubrication Components

PHOTO NOT AVAILABLE

GREASE TUBE ASSEMBLY
NP5-GTA | OEM: N/A

Hydraulic & Lubrication Components

PHOTO NOT AVAILABLE

SPOUT COUPLING
NP5-111 | OEM: N/A

Hydraulic & Lubrication Components

PHOTO NOT AVAILABLE

OIL RESERVOIR
S35-632 | OEM: N/A

Hydraulic & Lubrication Components



PISTON
NP5-513 | OEM: N/A

Hydraulic & Lubrication Components



LOWER ROLL SHAFT OIL PLUG
NP5-568-P | OEM: N/A

Hydraulic & Lubrication Components



OIL RESERVOIR DRAIN ELBOW
NP5-632-1 | OEM: N/A

Hydraulic & Lubrication Components



OIL RESERVOIR ASSEMBLY
NP5-632/A | OEM: N/A

Hydraulic & Lubrication Components



HYDRAULIC HOSE KIT
NP5-HLU-1 | OEM: N/A

Hydraulic & Lubrication Components



OIL LEVEL WINDOW
S-165 | OEM: N/A

Hydraulic & Lubrication Components



OIL SEAL - END PLATE
S35-026 | OEM: N/A

Hydraulic & Lubrication Components



WORM SPLASH GUARD
S35-4 | OEM: N/A

Hydraulic & Lubrication Components



SUMP CLEAN-OUT BEZEL
S35-962 | OEM: N/A

Hydraulic & Lubrication Components



OIL RESERVOIR GASKET
S35-972 | OEM: N/A

Hydraulic & Lubrication Components



OIL SEAL FOR PADDLES
S35-FC1-36 | OEM: N/A

Hydraulic & Lubrication Components



PISTON & SPINDLE CAP
O'RING (NEW STYLE)
S35-022 | OEM: N/A

Hydraulic & Lubrication Components



SUMP CLEAN-OUT COVER
S35-701 | OEM: N/A

Hydraulic & Lubrication Components



SUMP CLEAN-OUT GASKET
S35-702 | OEM: N/A

Lower Cam Tracks

PHOTO NOT AVAILABLE

LOWER PULL DOWN CAM
TIGHT PUNCH 1-3/8 FILL
NP5-864-138 | OEM: N/A

Lower Cam Tracks

PHOTO NOT AVAILABLE

NON DROP CAM PLATE
NP5-316-1 | OEM: N/A

Lower Cam Tracks

PHOTO NOT AVAILABLE

HOLD DOWN INSERT - 33 STATION
S35-706/2 | OEM: N/A

Lower Cam Tracks



EJECTION CAM - STRAIN GAGED
W/ CERT OF CALIBRATION
NP5-2 | OEM: N/A

Lower Cam Tracks



EJECTION CAM
NP5-2/1 | OEM: N/A

Lower Cam Tracks



EJECTION CAM - BRONZE
NP5-2/1B | OEM: N/A

Lower Cam Tracks



EJECTION CAM BASE
NP5-2-1 | OEM: N/A

Lower Cam Tracks



EJECTION CAM WEAR BLOCK
NP5-2-2 | OEM: N/A

Lower Cam Tracks



NON DROP SUPPORT ASSEMBLY
NP5-316 | OEM: N/A

Lower Cam Tracks



NON DROP SUPPORT BLOCK
NP5-316-2 | OEM: N/A

Lower Cam Tracks



NON DROP CAM SUPPORT
NP5-401 | OEM: N/A

Lower Cam Tracks



LOWER PULL DOWN CAM
11/16 FILL - TIGHT PUNCH
NP5-864-69 | OEM: N/A

Lower Cam Tracks



LOWER PULL DOWN CAM
7/8 FILL-TIGHT PUNCH
NP5-864-88 | OEM: N/A

Lower Cam Tracks



LOWER PULL DOWN CAM TIGHT PUNCH
(7/8\"/>

Lower Cam Tracks



ANTI-FLIGHT CAM - EJECTION
(45 STATION)
S35-2/1 | OEM: N/A

Lower Cam Tracks



ANTI-FLIGHT CAM - EJECTION
(33 STATION)
S35-2/2 | OEM: N/A

Lower Cam Tracks



LOWER PUNCH TAKE OUT
S35-548 | OEM: N/A

Lower Cam Tracks



LEVELING ECCENTRIC
S35-575 | OEM: N/A

Lower Cam Tracks



HOLD-DOWN INSERT- 45 STATION
S35-706 | OEM: N/A

Lower Cam Tracks



LOWER PUNCH TAKE-OUT STUD ASSEMBLY
S35-760 | OEM: N/A

Lower Cam Tracks



LOWER PULL-DOWN CAM (1-3/8\"/>

Lower Cam Tracks



LOWER PULL-DOWN CAM (11/16 FILL)
S35-864-69 | OEM: N/A

Lower Cam Tracks



LOWER PULL-DOWN CAM (7/8\"/>

Lower Cam Tracks



LOWER PULL DOWN CAM
1-3/8 FILL 33 STATION
S35-865-138 | OEM: N/A

Lower Cam Tracks



LOWER PULL DOWN CAM -
11/16 FILL 33 STATION
S35-865-69 | OEM: N/A

Lower Cam Tracks



LOWER PULL DOWN CAM -
7/8 FILL 33 STATION
S35-865-88 | OEM: N/A

Lower Cam Tracks



INSERT CAM (1-3/8" FILL)
S35-873-138 | OEM: N/A

Lower Cam Tracks



INSERT CAM (11/16" FILL)
S35-873-69 | OEM: N/A

Lower Cam Tracks



INSERT CAM (7/8" FILL)
S35-873-88 | OEM: N/A

Lower Guarding

PHOTO NOT AVAILABLE

DRIVE SHAFT SAFETY COVER
S-881 | OEM: N/A

Lower Guarding

PHOTO NOT AVAILABLE

LOWER GUARD PLATE
S-816 | OEM: N/A

Lower Guarding



SAFETY CLIP
S-802-C | OEM: N/A

Lower Guarding

PHOTO NOT AVAILABLE

DOOR MOUNTED ACTUATOR
S35-002 | OEM: N/A

Lower Guarding

PHOTO NOT AVAILABLE

PRESSURE SWITCH
S-122 | OEM: N/A

Lower Guarding

PHOTO NOT AVAILABLE

CLAMP, GAS CYLINDER BRACKET
S-054/1 | OEM: N/A

Lower Guarding



HINGE - RIGHT HAND ASSEMBLY
S-060 | OEM: N/A

Lower Guarding

PHOTO NOT AVAILABLE

VERTICAL SUPPORT BLOCK
S-047 | OEM: N/A

Lower Guarding



LOWER ECCENTRIC TAKE OUT
PROX SWITCH SPACER
NP5-568-B3 | OEM: N/A

Lower Guarding



LUBE DISTRIBUTION PLATE
NP5-LDP | OEM: N/A

Lower Guarding



GAS CYLINDER BRACKET CLAMP
S-188-1 | OEM: N/A

Lower Guarding



BRACKET, DOOR HOLDER
S-811 | OEM: N/A

Lower Guarding



COVER PLATE FINISH STRIP
S35-561 | OEM: N/A

Main Frame Assemblies



OIL DRIP RECEIVER COVER
NP5-26-ODR-2 | OEM: N/A

Main Frame Assemblies



OIL DRIP RECEIVER TRAY
NP5-26-ODR-1 | OEM: N/A

Main Frame Assemblies



UPPER FRAME PROXIMITY BRACKET
NP5-26-B3 | OEM: N/A

Main Frame Assemblies



OIL DRIP RECEIVER
NP5-26-ODR | OEM: N/A

Main Frame Assemblies



MACHINE PALLET VIBRATION
LEVELING PAD SS
NP-LVPD2 | OEM: N/A

Pressure Rolls & Components



END PLATE
NP5-343 | OEM: N/A

Pressure Rolls & Components



THICKNESS SPIRAL BEVEL GEAR
NP5-003 | OEM: N/A

Pressure Rolls & Components



ROLL SHAFT SLEEVE
NP5-039-RSS | OEM: N/A

Pressure Rolls & Components



THICKNESS CONTROL
SPIRAL BEVEL PINION
NP5-112 | OEM: N/A

Pressure Rolls & Components



RETAINING RING, EXTERNAL
NP5-123 | OEM: N/A

Pressure Rolls & Components



UPPER ECCENTRIC ROLL PIN
NP5-348/1 | OEM: N/A

Pressure Rolls & Components



LOWER ROLL THRUST PLATE
NP5-486 | OEM: N/A

Pressure Rolls & Components



LEFT SIDE TABLET THICKNESS
SERVO BRACKET
NP5-568-B1 | OEM: N/A

Pressure Rolls & Components



TABLET THICKNESS FRONT
SERVO BRACKET
NP5-568-B2 | OEM: N/A

Pressure Rolls & Components



LOADING CRANK STRAIN GAGED
W/CERT OF CALIBRATION
NP5-647 | OEM: N/A

Pressure Rolls & Components



UPPER ROLL THRUST PLATE
NP5-74 | OEM: N/A

Pressure Rolls & Components



UPPER ROLL SIGHT GLASS
NP5-980 | OEM: N/A

Pressure Rolls & Components



ENCODER SPACER PLATE
NP5-ES1 | OEM: N/A

Pressure Rolls & Components



ROLL SHAFT ADAPTER
NP5-RSA1 | OEM: N/A

Pressure Rolls & Components



LOWER ROLL SHAFT
S-039 | OEM: N/A

Pressure Rolls & Components



UPPER FRAME OIL SEAL - UPPER ROLL PIN
S-277 | OEM: N/A

Pressure Rolls & Components



HANDLE END CAP
S-343-H | OEM: N/A

Pressure Rolls & Components



LOWER ROLL SHAFT BUSHING
S35-134 | OEM: N/A

Pressure Rolls & Components



UPPER ROLL SHAFT KEY
S35-181 | OEM: N/A

Pressure Rolls & Components



O RING LOWER ROLL SHAFT CARRIER #227
S35-240 | OEM: N/A

Pressure Rolls & Components



WORM GEAR FOR LOWER ROLL
SHAFT (NEW STYLE SM BORE)
S35-248/1 | OEM: N/A

Pressure Rolls & Components



UPPER ROLL SHAFT O-RING
S35-34 | OEM: N/A

Pressure Rolls & Components



LOADING BEAM
S35-474 | OEM: N/A

Pressure Rolls & Components



LOADING BEAM INSERT
S35-492 | OEM: N/A

Pressure Rolls & Components



PRESSURE SPRING
S35-493 | OEM: N/A

Pressure Rolls & Components



UPPER PUNCH ADJUSTMENT
SCREW EARLY MODEL (SHORT)
S35-55 | OEM: N/A

Pressure Rolls & Components



PRESSURE COLUMN GUIDE
S35-847 | OEM: N/A

Pressure Rolls & Components



NARROW INNER BEARING FOR END CAP
S35-910 | OEM: N/A

Pressure Rolls & Components



WIDE OUTER BEARING FOR ENDCAP
S35-910/1 | OEM: N/A

Pressure Rolls & Components



CENTER AND OUTER BEARING
FOR UPPER ROLL PIN
S35-911 | OEM: N/A

Pressure Rolls & Components



SPACER, UPPER PUNCH ADJUSTING
SCREW
S-500 | OEM: N/A

Pressure Rolls & Components



UPPER OR LOWER PRESSURE
ROLL W/O BEARING
SG-513 | OEM: N/A

Pressure Rolls & Components



BEARING FOR PRESSURE ROLL
SG-513-BRG | OEM: N/A

Pressure Rolls & Components



SNAP RING FOR PRESSURE ROLL BEARING
SG-513-SR | OEM: N/A

Pressure Rolls & Components

PHOTO NOT
AVAILABLE

UPPER PRESSURE ROLL BEARING
STYLE (LATE MODEL) ASSEMBLY
S-044/A | OEM: N/A

Pressure Rolls & Components

PHOTO NOT
AVAILABLE

LOWER PRESSURE ROLL BEARING
STYLE (LATE MODEL) ASSEMBLY
S-045/A | OEM: N/A

Product Control

PHOTO NOT
AVAILABLE

FEEDER COVER
NP5-FC1-2 | OEM: N/A

Product Control

PHOTO NOT
AVAILABLE

FEEDER GEAR COVER
S35-FC1-4 | OEM: N/A

Product Control

PHOTO NOT AVAILABLE

HOPPER -OLD STYLE
NP5-444-1 | OEM: N/A

Product Control



SENSOR WINDOW - HOPPER
NP5-444-4 | OEM: N/A

Product Control



PUNCH SEAL - NBR
NP-1125-NBR | OEM: N/A

Product Control



3" SANITARY SILICONE GASKET
NP5-275 | OEM: N/A

Product Control



TABLET CHUTE REJECT ASSEMBLY
NP5-408 | OEM: N/A

Product Control



REJECT CHUTE COVER
NP5-408-12 | OEM: N/A

Product Control



HOPPER ASSEMBLY - OLD STYLE GUARDS
NP5-444 | OEM: N/A

Product Control

PHOTO NOT AVAILABLE

HOPPER ASSEMBLY NEW STYLE
NP5-444/2 | OEM: N/A

Product Control



3" BUTTERFLY VALVE
NP5-496 | OEM: N/A

Product Control



3" QUICK SANITARY CLAMP
NP5-496-1 | OEM: N/A

Product Control



FEEDER ASSEMBLY
NP5-FC1 | OEM: N/A

Product Control



SCRAPER BRACKET
NP5-FC1-1-1 | OEM: N/A

Product Control



TABLET TAKE OFF ASSEMBLY - S.S.
NP5-FC1-25 | OEM: N/A

Product Control



TABLET TAKE OFF COVER
NP5-FC1-25-2 | OEM: N/A

Product Control



RETURN SCRAPER
NP5-FC1-26 | OEM: N/A

Product Control



RECIRCULATING CHANNEL
NP5-FC1-37 | OEM: N/A

Product Control



RECIRCULATING CHANNEL BRACKET
NP5-FC1-38 | OEM: N/A

Product Control



RECIRCULATION CHANNEL STAND-OFF
NP5-FC1-39 | OEM: N/A

Product Control



RECIRCULATING BAND INSERT
NP5-FC1-41 | OEM: N/A

Product Control



RECIRCULATION CHANNEL STRIP
NP5-FC1-41-P | OEM: N/A

Product Control



UPPER RECIRCULATION CHANNEL-LUBRICATED
NP5-FC1-42 | OEM: N/A

Product Control



TAIL OVER DIE
NP5-FC1-43 | OEM: N/A

Product Control



SPRING ON TAIL OVER DIE
NP5-FC1-44 | OEM: N/A

Product Control



FEEDER MOTOR COUPLING DISC
NP5-FC1/MC2 | OEM: N/A

Product Control



TAKE-OUT CAM ASSEMBLY
NP5-TOC | OEM: N/A

Product Control



TABLET TAKE OFF BASE
NP5-TTO-1 | OEM: N/A

Product Control



OUTER TABLET RECIRCULATION BAND
NP5-UGS-9-10 | OEM: N/A

Product Control



INNER COVER TOP STRIP - NYLON
NP5-UGS-9-3 | OEM: N/A

Product Control



INNER COVER TOP STRIP - PEEK
NP5-UGS-9-3-P | OEM: N/A

Product Control



INNER COVER BRACKET
NP5-UGS-9-5 | OEM: N/A

Product Control



INNER COVER BRACKET WITH SCRAPER
NP5-UGS-9-6 | OEM: N/A

Product Control



INNER COVER SCRAPER RUBBER
NP5-UGS-9-7 | OEM: N/A

Product Control



INNER COVER SCRAPER - NYLON
NP5-UGS-9-8 | OEM: N/A

Product Control



INNER COVER SCRAPER - PEEK
NP5-UGS-9-8-P | OEM: N/A

Product Control



LOADING COLUMN
S35-326 | OEM: N/A

Product Control



FEED FRAME SCRAPE-OFF
S35-35 | OEM: N/A

Product Control



KEYED SLIDER PLATE
S35-400 | OEM: N/A

Product Control



FEEDER BOWL
S35-427/1 | OEM: N/A

Product Control



VACUUM MANIFOLD - COMPLETE ASSEMBLY
S35-439/A | OEM: N/A

Product Control



FEEDER PAN
S35-FC1-1 | OEM: N/A

Product Control



PADDLE SHAFT
S35-FC1-10 | OEM: N/A

Product Control



FEEDER PADDLE LARGE - DELRIN
S35-FC1-11 | OEM: N/A

Product Control



FEEDER PADDLE LARGE - STAINLESS
S35-FC1-11-SS | OEM: N/A

Product Control



SMALL FEEDER PADDLE - DELRIN
S35-FC1-12 | OEM: N/A

Product Control



FEEDER PADDLE SMALL - STAINLESS
S35-FC1-12-SS | OEM: N/A

Product Control



SCRAPER
S35-FC1-13 | OEM: N/A

Product Control



KNURLED HANDLE FOR FEEDER
S35-FC1-15 | OEM: N/A

Product Control



ADJUSTING SCREW
S35-FC1-16 | OEM: N/A

Product Control



WASHER BRASS
S35-FC1-17 | OEM: N/A

Product Control



GEAR SHAFT
S35-FC1-18 | OEM: N/A

Product Control



40 TOOTH STEEL SPUR GEAR
S35-FC1-19 | OEM: N/A

Product Control



INPUT SHAFT BUSHING
S35-FC1-20 | OEM: N/A

Product Control



BUSHING
S35-FC1-21 | OEM: N/A

Product Control



FEEDER COVER WINDOW
S35-FC1-22 | OEM: N/A

Product Control



BUSHING
S35-FC1-23 | OEM: N/A

Product Control



SPRING
S35-FC1-24 | OEM: N/A

Product Control



SPRING
S35-FC1-24A | OEM: N/A

Product Control



TABLET TAKE OFF - BRASS
S35-FC1-25 | OEM: N/A

Product Control



35 TOOTH STEEL GEAR
S35-FC1-29 | OEM: N/A

Product Control



DRIVE SHAFT COUPLING
S35-FC1-30 | OEM: N/A

Product Control



DRIVE SHAFT
S35-FC1-32 | OEM: N/A

Product Control



WEAR STRIP SET
S35-FC1-WST | OEM: N/A

Product Control



FEED FRAME LEVELING SCREW
S-479 | OEM: N/A

Product Control



SCRAPER SPRING
SP-8 | OEM: N/A

Product Control



DETENT - HOPPER SENSOR
NP5-444-3 | OEM: N/A

Product Control



THREADED SLEEVE-HOPPER
NP5-444-2 | OEM: N/A

Product Control



FEEDER PADDLE - LARGE W/PLOW
S35-FC1-11-DP | OEM: N/A

Product Control



FEEDER PADDLE - SMALL W/PLOW
S35-FC1-12-DP | OEM: N/A

Product Control



FEEDER COVER
S35-FC1-2 | OEM: N/A

Thickness/Hardness Components



WORM - THICKNESS CONTROL
S35-247 | OEM: N/A

Turret Hardware



DIE LOCK SCREW
DL-91 | OEM: N/A

Turret Hardware



SCRAPER SEAL - 1-1/8" ID
N-1125 | OEM: N/A

Turret Hardware



SCRAPER SEAL 1.125
NP-1125 | OEM: N/A

Turret Hardware



ROLLER BEARING AND RACE
(SEE S35-646/1 & /2)
S35-646 | OEM: N/A

Turret Hardware

PHOTO NOT AVAILABLE

SPINDLE - EARLY MODEL
S35-633 | OEM: N/A

Turret Hardware

PHOTO NOT AVAILABLE

SPINDLE - LATE MODEL
S35-633/6 | OEM: N/A

Turret Hardware



CP STYLE PISTON SEAL
NP5-022 | OEM: N/A

Turret Hardware



SPRING, LOWER PUNCH SUPPORT
S-115 | OEM: N/A

Turret Hardware



LOADING BEAM PIN
S35-011/B | OEM: N/A

Turret Hardware



SPINDLE CAP GASKET
S35-012 | OEM: N/A

Turret Hardware



SPINDLE AIR BLEED O-RING
S35-088 | OEM: N/A

Turret Hardware



O-RING FOR SPINDLE O.D.
S35-28 | OEM: N/A

Turret Hardware



SPRING GUIDE
S35-512 | OEM: N/A

Turret Hardware



SPINDLE BEARING
S35-646-1 | OEM: N/A

Turret Hardware



RACE FOR SPINDLE BEARING
S35-646-2 | OEM: N/A

Turret Hardware



SPINDLE CAP - LATE MODEL
S35-835 | OEM: N/A

Turret Hardware



SPINDLE CLAMP RING
S35-837 | OEM: N/A

Turret Hardware



SET SCREW, LOWER PUNCH SUPPORT
S-4 | OEM: N/A

Turrets



45 STATION TURRET ASSEMBLY*
NP5-45T | OEM: N/A

Upper Cam Tracks



UPPER LOWERING CAM - 33
STATION (EARLY MODEL)
S35-823/1 | OEM: N/A

*See page 87

Upper Cam Tracks



ANTI-FLIGHT RAIL
NP5-023 | OEM: N/A

Upper Cam Tracks



UPPER RAISING CAM - 45
STATION (EARLY MODEL)
S35-822 | OEM: N/A

Upper Cam Tracks



UPPER RAISING CAM - 33
STATION (EARLY MODEL)
S35-822/1 | OEM: N/A

Upper Cam Tracks



UPPER RAISING CAM - 33
STATION (LATE MODEL)
S35-822/2 | OEM: N/A

Upper Cam Tracks



UPPER RAISING CAM - 45
STATION (LATE MODEL)
S35-822/6 | OEM: N/A

Upper Cam Tracks



UPPER LOWERING CAM - 45
STATION (LATE MODEL)
S35-823 | OEM: N/A

Upper Cam Tracks



UPPER LOWERING CAM - 33
STATION (LATE MODEL)
S35-823/2 | OEM: N/A

Upper Cam Tracks



UPPER LOWERING CAM - 45 STATION
EARLY MODEL- GRAVITY FEEDER ONLY
S35-823/3 | OEM: N/A

Upper Cam Tracks



DWELL CAM - 45 STATION
S35-890 | OEM: N/A

Upper Cam Tracks



DWELL CAM - 33 STATION
S35-890/1 | OEM: N/A

Upper Guarding



HANDLE STYLE CAM LATCH - RIGHT
GH2 | OEM: N/A

Upper Guarding



HINGE - LEFT HAND ASSEMBLY
S-059 | OEM: N/A

Upper Guarding

PHOTO NOT AVAILABLE

UPPER GUARD SET END CAP
S-UGS-ENDS | OEM: N/A

Upper Guarding

PHOTO NOT AVAILABLE

UPPER GUARD SET COMPLETE
- 328 NEW STYLE
S-UGS1 | OEM: N/A

Vacuum



VACUUM NOZZLE
NP5-885 | OEM: N/A

Vacuum



INNER COVER BOTTOM STRIP
NP5-UGS-9-4 | OEM: N/A

Vacuum



INNER COVER BOTTOM STRIP - PEEK
NP5-UGS-9-4-P | OEM: N/A

Vacuum



VACUUM MANIFOLD S.S.
S35-989 | OEM: N/A

Vacuum

PHOTO NOT
AVAILABLE

VACUUM MANIFOLD BRACKET - RIGHT
S35-438 | OEM: N/A

Weight Adjusting Components



WEIGHT ADJUSTER CAM
NP5-916B | OEM: N/A

Weight Adjusting Components



WEIGHT ADJUSTER PROXIMITY BRACKET
NP5-27 | OEM: N/A

Weight Adjusting Components



PROXIMITY STOP
NP5-28 | OEM: N/A

Weight Adjusting Components



WEIGHT ADJUSTER BODY
NP5-319 | OEM: N/A

Weight Adjusting Components



WEIGHT ADJUSTER SIDE
PLATE FOR AB MOTOR
NP5-372 | OEM: N/A

Weight Adjusting Components



WEIGHT ADJUSTER BEVEL PINION
NP5-373 | OEM: N/A

Weight Adjusting Components



PROXY BRACKET-TABLET THICKNESS
NP5-568-B4 | OEM: N/A

Weight Adjusting Components



WEIGHT ADJUSTER ASSEMBLY
NP5-916 | OEM: N/A

Weight Adjusting Components



WEIGHT ADJUSTER LEAD SCREW
NP5-916A | OEM: N/A

Weight Adjusting Components



ADJUSTING SCREW LOCK NUT
S35-011/A | OEM: N/A

Weight Adjusting Components



WEIGHT ADJUSTER BOTTOM PLATE
S35-320 | OEM: N/A

Weight Adjusting Components



WEIGHT ADJUSTER BEVEL GEAR
S35-374 | OEM: N/A

*Turret Assemblies come with Die Locks, Seals, Retainers with hardware, Die Driving Rod, Die Seat Cleaner, Die Insertion Ring, and Cleaning Brush.

Miscellaneous



DIE HOLDER SCREW LOCK
RD2-027 | OEM: N/A

Miscellaneous



DIE-LESS TOOL SET BLANK DIE
RD1-032-BLNK | OEM: N/A

Miscellaneous



LOWER PUNCH RETAINER DS3 CORE ROD
RD1-034/4-CR | OEM: N/A

Miscellaneous



LOWER PUNCH RETAINER
"D" IN DS3 CORE ROD
RD1-034/5-CR | OEM: N/A

Miscellaneous



DS3 LOAD CELL SPACER DISC
RD1-048/1 | OEM: N/A

Miscellaneous



CORE-ROD BRACKET FRONT - DS3
RD1-049-CRDS | OEM: N/A

Miscellaneous



CORE-ROD BRACKET REAR - DS3
RD1-050-CRDS | OEM: N/A

Miscellaneous



UPPER PUNCH HOLDER - "B" IN DS3
RD10A-019-4 | OEM: N/A

Miscellaneous



UPPER PUNCH PRESSURE
PIECE - BASE DS3
RD1A-018/2-1 | OEM: N/A

Miscellaneous



UPPER PUNCH HOLDER - DS3
RD1A-019-2 | OEM: N/A

Miscellaneous



UPPER PUNCH HOLDER - "D" IN DS3
RD1A-019-3 | OEM: N/A

Miscellaneous



UPPER PUNCH HOLDER - "B" IN DS3
RD1A-019-4 | OEM: N/A

Miscellaneous



LOWER PUNCH HOLDER - DS3
RD2-033/2 | OEM: N/A

Miscellaneous



LOWER PUNCH GUIDE KEY
RD2-033/2-K | OEM: N/A

Miscellaneous



WEIGHT ADJUST FIXED BLOCK - 1-1/16 FILL
RD2-035/1 | OEM: N/A

Miscellaneous

PHOTO NOT
AVAILABLE

FILL WASHER - 7/8
RD2-035/1-FW1 | OEM: N/A

Miscellaneous














FILL WASHER - 3/4
RD2-035/1-FW2 | OEM: N/A

Tooling Components



DS3 DIE HOLDER
RD1-032-4 | OEM: N/A

<p>Frame</p> <p>PHOTO NOT AVAILABLE</p> <p>EJECTION LEVER RD1-023 OEM: N/A</p>	<p>Frame</p> <p>PHOTO NOT AVAILABLE</p> <p>EJECTION SHAFT RD1-022 OEM: N/A</p>	<p>Frame</p>  <p>INDICATOR BRACKET RD1-030 OEM: N/A</p>
<p>Frame</p>  <p>DIGITAL DIAL INDICATOR RD1-003 OEM: N/A</p>	<p>Guards</p>  <p>LOWER BACK COVER RD1-004-1 OEM: N/A</p>	<p>Guards</p>  <p>UPPER BACK COVER RD1-004/2 OEM: N/A</p>
<p>Guards</p>  <p>UPPER BACK COVER RD1-004-2 OEM: N/A</p>	<p>Guards</p> <p>PHOTO NOT AVAILABLE</p> <p>TOP COVER RD1-039 OEM: N/A</p>	<p>Guards</p> <p>PHOTO NOT AVAILABLE</p> <p>UPPER LEXAN GUARD RD1-005 OEM: N/A</p>
<p>Guards</p>  <p>FRONT COVER RD1-002 OEM: N/A</p>	<p>Guards</p>  <p>BACK COVER RD1-004 OEM: N/A</p>	<p>Guards</p>  <p>UPPER LEXAN GUARD RD1-005/1 OEM: N/A</p>
<p>Guards</p>  <p>LOWER BACK COVER RD1A-004-1 OEM: N/A</p>	<p>Guards</p>  <p>UPPER FRAME COVER RD1A-039 OEM: N/A</p>	<p>Hydraulic Components</p>  <p>98 KILONEWTON (KN) GAUGE- DIGITAL RD1-GA5 OEM: N/A</p>

Hydraulic Components



ELBOW ADAPTER
RD1-047 | OEM: N/A

Hydraulic Components



HYDRAULIC HOSE
RD1-016 | OEM: N/A

Hydraulic Components



RAM LOCKNUT
RD1-042 | OEM: N/A

Hydraulic Components



3/8 PIPE NIPPLE
RD1-043 | OEM: N/A

Hydraulic Components



3/8 90 DEG PIPE ADAPTER
RD1-044 | OEM: N/A

Hydraulic Components



HAND HYDR. PUMP
RD1-045 | OEM: N/A

Hydraulic Components



10 TON CYLINDER
RD1-046 | OEM: N/A

Hydraulic Components



304 SS THREAD PIPE FITTING 1/2 MALE
1/4 FEMALE PIPE HEX BUSHING 3000PSI
RD1-642 | OEM: N/A

Hydraulic Components



GAUGE ADAPTER
RD1-GA1-1 | OEM: N/A

Hydraulic Components



10 US TON GAUGE - DIGITAL
RD1-GA2 | OEM: N/A

Hydraulic Components



10 METRIC TONS GAUGE - DIGITAL
RD1-GA3 | OEM: N/A

Hydraulic Components



10,000 LBS GAUGE - DIGITAL
RD1-GA4 | OEM: N/A

Lower Cam Tracks



LOWER PUNCH GUIDE PLATE
RD1-021/1 | OEM: N/A

Miscellaneous



DIE-LESS TOOL SET BLANK DIE
RD1-032-BLNK | OEM: N/A

Miscellaneous



LOWER PUNCH RETAINER DS3 CORE ROD
RD1-034/4-CR | OEM: N/A

Miscellaneous



LOWER PUNCH RETAINER
"D" IN DS3 CORE ROD
RD1-034/5-CR | OEM: N/A

Miscellaneous



LOWER PUNCH RETAINER
"B" IN DS3 CORE ROD
RD1-034/6-CR | OEM: N/A

Miscellaneous



CORE ROD BRACKET FRONT - DS3
RD1-049-CRDS | OEM: N/A

Miscellaneous



CORE-ROD BRACKET REAR - DS3
RD1-050-CRDS | OEM: N/A

Miscellaneous



UPPER PUNCH HOLDER - "B" IN DS3
RD10A-019-4 | OEM: N/A

Miscellaneous



UPPER PUNCH PRESSURE
PIECE - BASE - DS3
RD1A-018/2-1 | OEM: N/A

Miscellaneous



UPPER PUNCH HOLDER - DS3
RD1A-019-2 | OEM: N/A

Miscellaneous



UPPER PUNCH HOLDER - "D" IN DS3
RD1A-019-3 | OEM: N/A

Miscellaneous



UPPER PUNCH HOLDER - "B" IN DS3
RD1A-019-4 | OEM: N/A

Miscellaneous

PHOTO NOT
AVAILABLE

FILL WASHER - 7/8
RD2-035/1-FW1 | OEM: N/A

Miscellaneous



FILL WASHER - 3/4
RD2-035/1-FW2 | OEM: N/A

Tooling Components



DIE LOCK SCREW
DL-75/1 | OEM: N/A

Tooling Components



DIE LOCK SCREW
DL-75/2 | OEM: N/A

Tooling Components



DIE LOCK SCREW
DL-75/3 | OEM: N/A

Tooling Components



#2 DIE HOLDER - DEEP FILL
RD1-032-2-DF | OEM: N/A

Tooling Components



#3 DIE HOLDER - DEEP FILL
RD10-032-3-DF | OEM: N/A

Tooling Components



"B" LOWER PUNCH RETAINER
RD1-034 | OEM: N/A

Tooling Components



LOWER PUNCH HOLDER
RD1-033 | OEM: N/A

Tooling Components

PHOTO NOT AVAILABLE

LOWER PUNCH HOLDER KEY
RD1-033-K | OEM: N/A

Tooling Components



"D" UPPER PUNCH HOLDER
RD1-019 | OEM: N/A

Tooling Components



"B" UPPER PUNCH HOLDER
RD1-019-1 | OEM: N/A

Tooling Components



UPPER PUNCH GUIDE
RD1-020 | OEM: N/A

Tooling Components



#1 DIE HOLDER
RD1-032-1 | OEM: N/A

Tooling Components



#2 DIE HOLDER
RD1-032-2 | OEM: N/A

Tooling Components



#3 DIE HOLDER
RD1-032-3 | OEM: N/A

Tooling Components



DIE HOLDER - F-PRESS SPECIAL
RD1-032-F | OEM: N/A

Tooling Components



"B" LOWER PUNCH RETAINER
- NEW STYLE
RD1-034/2 | OEM: N/A

Tooling Components



"D" LOWER PUNCH
RETAINER - NEW STYLE
RD1-034/3 | OEM: N/A

Tooling Components



"D" LOWER PUNCH RETAINER - DEEP FILL
RD1-034/3-DF | OEM: N/A

Tooling Components



"D" LOWER PUNCH RETAINER
RD1-034-1 | OEM: N/A

Tooling Components



B2 SHORT LOWER PUNCH RETAINER
RD1-034-B2 | OEM: N/A

Tooling Components



LOWER PUNCH WRENCH
RD1-038 | OEM: N/A

Tooling Components



B2 SHORT LOWER SPACER
RD1-048-B2 | OEM: N/A

Tooling Components



#3 DIE HOLDER - DEEP FILL
RD1-032-3-DF | OEM: N/A

Tooling Components



DS3 DIE HOLDER
RD1-032-4 | OEM: N/A

Weight Adjust



1/2" ACME FLANGED NUT MODIFIED
RD1-028 | OEM: N/A

Weight Adjust

PHOTO NOT AVAILABLE

1/2-10 X 8" ACME THREADED
ROD 18-8 S. S.
RD1-013 | OEM: N/A

Weight Adjust



INDICATOR ACTUATOR - DEEP FILL
RD1-037-DF | OEM: N/A

Weight Adjust

PHOTO NOT AVAILABLE

WEIGHT ADJUST FIXED BLOCK
RD1-035 | OEM: N/A

Weight Adjust



INDICATOR ACTUATOR
RD1-037 | OEM: N/A

Guarding



UPPER LEXAN GUARD - FRONT
RD2-005-F | OEM: N/A

Miscellaneous



DIE HOLDER SCREW LOCK
RD2-027 | OEM: N/A

Miscellaneous



LOWER PUNCH RETAINER DS3 CORE ROD
RD1-034/4-CR | OEM: N/A

Miscellaneous



LOWER PUNCH RETAINER
B IN DS3 CORE ROD
RD1-034/6-CR | OEM: N/A

Miscellaneous



DS3 LOAD CELL SPACER DISC
RD1-048/1 | OEM: N/A

Miscellaneous



CORE-ROD BRACKET REAR - DS3
RD1-050-CRDS | OEM: N/A

Miscellaneous



UPPER PUNCH HOLDER - "B" IN DS3
RD10A-019-4 | OEM: N/A

Miscellaneous



UPPER PUNCH PRESSURE
PIECE - BASE - DS3
RD1A-018/2-1 | OEM: N/A

Miscellaneous



UPPER PUNCH HOLDER - DS3
RD1A-019-2 | OEM: N/A

Miscellaneous



UPPER PUNCH HOLDER - "D" IN DS3
RD1A-019-3 | OEM: N/A

Miscellaneous



UPPER PUNCH HOLDER - "B" IN DS3
RD1A-019-4 | OEM: N/A

Miscellaneous



UPPER PUNCH GUIDE
RD2-020-HP | OEM: N/A

Miscellaneous



LOWER PUNCH HOLDER DS3
RD2-033/2 | OEM: N/A

Miscellaneous



LOWER PUNCH GUIDE KEY
RD2-033/2-K | OEM: N/A

Miscellaneous



WEIGHT ADJUST FIXED BLOCK - 1-1/16 FILL
RD2-035/1 | OEM: N/A

Tooling Components



DS3 DIE HOLDER
RD1-032-4 | OEM: N/A

Get Our Latest Accessories Catalog



The industry's most comprehensive accessories catalog.

Our 6th edition catalog features everything you need to clean, polish, maintain, store and analyze your equipment to prolong tool life, support your investment and increase productivity.

Printed, digital and interactive online catalogs are available at no charge at natoli.com.





natoli.com

Natoli Engineering Company, Inc.

28 Research Park Circle, St. Charles, MO 63304 • 636.926.8900 • info@natoli.com